REVISIONS				
ZONE	REV	DESCRIPTION	DATE	APPROVED
	02	INITIAL RELEASE	09/19/09	RL

NOTES: (UNLESS OTHERWISE SPECIFIED)
THIS PAB SHOULD BE "RoHS COMPLIANT".

1. FABRICATE TO IPC-A-600, CURRENT REVISION
2. BOARD SHALL MEET THE INSPECTION CRITERIA OF
   a- ACCEPTABILITY AS PER IPC-A-600 (LATEST REVISION) CLASS II
   b- QUALIFICATION AND PERFORMANCE AS PER IPC-6012 (LATEST REVISION) CLASS II.
3. MATERIAL: ISOLA 370 HR (RoHS COMPLIANT MATERIAL) OR EQUIVALENT. GLASS TRANSITION TEMPERATURE MUST MEET OR EXCEED THE TEMPERATURE EXHIBITED WITH HIGH TEMPERATURE PROCESSES ASSOCIATED WITH LEAD FREE ASSEMBLY.
4. APPLY SOLDER MASK OVER BARE COPPER (SMOBC) IAW IPC-SM-840, BOTH SIDES, USING LPI, COLOR GREEN.
5. LPI SOLDER MASK TAIYO PSR4000 (RoHS COMPLIANT MATERIAL) OR EQUIVALENT WILL BE USED ON BOTH SIDES.
6. SOLDER MASK REQUIREMENTS FOR VIAS:
   a) ALL NON - TEST POINT VIAS WHERE THE DESIGN SHOWS A SOLDER MASK RELIEF OF 4 MILS OVER VIA DRILL SIZE TO BE SUPPLIED ON THE FINISHED BOARD AS SOLDER MASK ENCROACHED (DRILL PLUS 4 MILS, MASK TO ENCROACH ONTO VIA PAD BUT NOT INTO VIA HOLE)
   b) ALL TEST POINT VIAS (SHOWN AS ONE TO ONE WITH IN DESIGN WITH NO SOLDER MASK ENCROACHMENT ON TEST SIDE) SHALL BE FULLY EXPOSED AND ACCESSIBLE ON FINISHED BOARD.
   c) IF PRESENT , VIAS WHICH ARE COVERED WITH SOLDER MASK OR WHICH ARE COMING UNDER BGA's ON BOTH TOP AND BOTTOM SIDES ON TOP OF EACH OTHER (EITHER PARTIALLY OR FULLY BEING CLAM SHELL BGA's) SHOULD BE PRE- PLUGGED WITH SOLDER MASK ON BOTH SIDES , MAX HEIGHT NOT TO EXCEED 0.0025".
7. SOLDER MASK REGISTRATION TO BE WITHIN DIAMETRICAL TRUE POSITION OF + / - 0.002"WITH APPLICABLE HOLE / PAD.
8. FINISH: GOLD IMMERSION.
9. SILKSCREEN USING WHITE - HAVEN PC421 (NON-CONDUCTIVE OR EQUIVALENT RoHS COMPLIANT MATERIAL) BOTH SIDES DISTORTION OF SILKSCREEN IS ACCEPTABLE OVER TRACES. EPOXY INK ON SOLDER LANDS IS NOT ACCEPTABLE.
10. VENDOR LOGO AND DATE CODE TO BE MARKED SOLDER SIDE IN SILKSCREEN. MAXIMUM HEIGHT 0.12 INCHES.
11. 100% ELECTRICAL TEST REQUIRED FOR CONTINUITY. BOARD SHALL HAVE A UL-RATING OF 94V-0. UL SYMBOL AND RATING SHALL BE MARKED SOLDER SIDE IN SILKSCREEN.
12. REMOVE ALL UNUSED PADS FROM INTERNAL LAYERS.
13. 274X GERBER/ODB++ USED FOR FAB MUST BE VERIFIED AGAINST THE PROVIDED IPC356 NETLIST. COPPER SLIVERS THAT ARE LESS THAN 0.003" IN WIDTH BETWEEN ANTI-PAD TO PLANE EDGE, ANTI-PAD TO SPLIT PLANE AND ANTI-PAD TO ANTI-PAD MUST BE REMOVED FROM THE MANUFACTURING ARTWORK. A NETLIST COMPARISON MUST BE PASSED WITH NO VIOLATION AFTER THE REMOVAL OF SLIVERS. ANY REQUIREMENT FOR SLIVER REMOVAL ABOVE OR EQUAL TO THE 0.003" COPPER WIDTH MUST BE ADDRESSED AND APPROVED IN WRITING BY SUPPLIER.
14. VIAS ARE SUPPOSED TO BE DIRECTLY CONNECTED TO RESPECTIVE PLANE.
15. FOR IMPEDANCE CONTROL DETAILS REFER TO THE FILE "4112_ML605_STACK-UP.PDF" PROVIDED WITH GERBER DATA.
16. INTENTIONAL SHORT:
    PLEASE REPORT ANY SHORT OTHER THAN THESE:
    GND SHORTED TO DGND1_9240, DGND2_9240, AGND1, AGND2, AGND3, AGND5, AGND6, AGND7 AND AGND8.
    DGND1_9240 SHORTED TO AGND1_9240
    DGND2_9240 SHORTED TO AGND2_9240

TOP SIDE	COPPER WEIGHT	COPPER THICKNESS	SINGLE ENDED TRACE WIDTH	SINGLE ENDED TARGET IMPEDANCE ± OHMS	EDGE-COUPLED DIFFERENTIAL TRACE WIDTH/ AIRGAP	EDGE-COUPLED DIFFERENTIAL TARGET IMPEDANCE ± OHMS
LAYER 1 TOP	0.5 OZ+PLATING	2.0	4.5 MIL	50	4.5 MIL/6.5 MIL 3.5 MIL/6.5 MIL	90 100
PRE-PREG						
LAYER 2 GND1	0.5 OZ	0.6				
CORE						
LAYER 3 SIG1	0.5 OZ	0.6	3.25 MIL	50	3.6 MIL/7.4 MIL 3.0 MIL/9.0 MIL	90 100
PRE-PREG						
LAYER 4 GND2	0.5 OZ	0.6				
CORE						
LAYER 5 SIG2	0.5 OZ	0.6	3.25 MIL	50	3.6 MIL/7.4 MIL 3.0 MIL/9.0 MIL	90 100
PRE-PREG						
LAYER 6 GND3	0.5 OZ	0.6				
CORE						
LAYER 7 SIG3	0.5 OZ	0.6	3.25 MIL	50	3.6 MIL/7.4 MIL 3.0 MIL/9.0 MIL	90 100
PRE-PREG						
LAYER 8 GND4	0.5 OZ	0.6				
CORE						
LAYER 9 PWR1	1.0 OZ	1.2				
PRE-PREG						
LAYER 10 PWR2	1.0 OZ	1.2				
CORE						
LAYER 11 GND5	0.5 OZ	0.6				
PRE-PREG						
LAYER 12 SIG4	0.5 OZ	0.6	3.25 MIL	50	3.6 MIL/7.4 MIL 3.0 MIL/9.0 MIL	90 100
CORE						
LAYER 13 GND6	0.5 OZ	0.6				
PRE-PREG						
LAYER 14 SIG5	0.5 OZ	0.6	3.25 MIL	50	3.6 MIL/7.4 MIL 3.0 MIL/9.0 MIL	90 100
CORE						
LAYER 15 GND7	0.5 OZ	0.6				
PRE-PREG						
LAYER 16 BOT	0.5 OZ+PLATING	2.0	4.5 MIL	50	4.5 MIL/6.5 MIL 3.5 MIL/6.5 MIL	90 100

BOTTOM SIDE

CROSS SECTION DETAIL

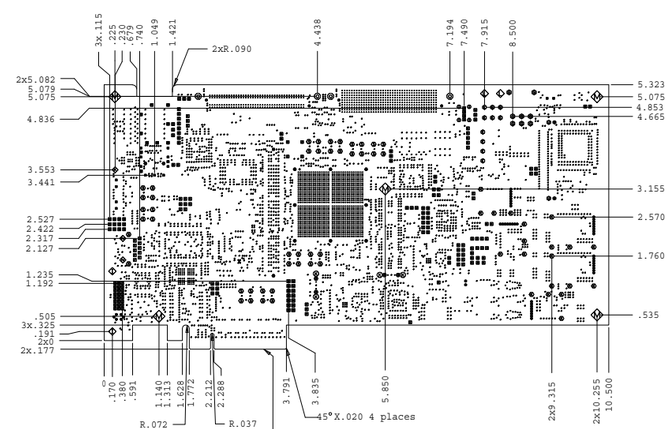

SEE DETAIL A

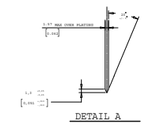

DETAIL A

DRILL CHART: TOP to BOTTOM					
ALL UNITS ARE IN MILS					
FIGURE	SIZE	TOLERANCE	PLATED	QTY	ADDITIONAL
·	10.0	+0.0/-10.0	PLATED	1846	MAY BE PLUGGED
·	12.0	+0.0/-12.0	PLATED	3351	MAY BE PLUGGED
·	16.0	+3.0/-3.0	PLATED	30	
•	25.0	+3.0/-3.0	PLATED	2	
•	26.0	+3.0/-3.0	PLATED	30	
•	28.0	+3.0/-3.0	PLATED	16	
■	32.0	+3.0/-3.0	PLATED	4	
•	33.0	+3.0/-3.0	PLATED	1	
■	34.0	+3.0/-3.0	PLATED	24	
■	35.0	+3.0/-3.0	PLATED	12	
■	36.0	+3.0/-3.0	PLATED	17	
■	37.0	+3.0/-3.0	PLATED	6	
■	40.0	+3.0/-3.0	PLATED	100	
■	41.0	+2.0/-2.0	PLATED	10	PRESS FIT
■	42.0	+3.0/-3.0	PLATED	14	
⊕	53.0	+3.0/-3.0	PLATED	4	
⊕	55.0	+3.0/-3.0	PLATED	20	
⊕	62.0	+3.0/-3.0	PLATED	4	
⊕	63.0	+3.0/-3.0	PLATED	42	
⊕	71.0	+3.0/-3.0	PLATED	10	
⊕	73.0	+3.0/-3.0	PLATED	8	
◎	106.0	+3.0/-3.0	PLATED	4	
◇	123.0	+3.0/-3.0	PLATED	2	
◇	125.0	+3.0/-3.0	PLATED	5	
◇	126.0	+3.0/-3.0	PLATED	2	
·	33.0	+3.0/-3.0	NON-PLATED	2	
•	37.0	+3.0/-3.0	NON-PLATED	15	
•	43.0	+3.0/-3.0	NON-PLATED	1	
•	52.0	+3.0/-3.0	NON-PLATED	4	
•	61.0	+3.0/-3.0	NON-PLATED	2	
•	63.0	+3.0/-3.0	NON-PLATED	9	
•	67.0	+3.0/-3.0	NON-PLATED	2	
⊕	87.0	+3.0/-3.0	NON-PLATED	2	
⊗	102.0	+3.0/-3.0	NON-PLATED	4	
◈	125.0	+3.0/-3.0	NON-PLATED	1	
◈	128.0	+3.0/-3.0	NON-PLATED	2	

TOTAL HOLES: 5608

UNLESS OTHERWISE SPECIFIED:
ALL DIMENSIONS ARE IN INCHES
TOLERANCES ON:

LINEAR DIMENSIONS		ANGLES	
.XXX	= ± .010	XX.XX	= ± 0.30°
.XX	= ± .030	XX.X	= ± 1.0°
.X	= ± .100	XX	= ± 5.0°

DRAWING SYMBOLS & TOLERANCE PER ANSIY14.5M-1994

WHIZZ SYSTEMS INC.
3140 ALFRED STREET
SANTA CLARA, CA 95054
TEL: 408-980-0400

DO NOT SCALE DRAWING

APPROVAL	DATE
DRAWN: Farooq Bhatti	09.19.09
CHECKED: Irfan Maqsood	09.19.09
ENGR: Rick LeBlanc	09.19.09
APPROVAL: Rick LeBlanc	09.19.09
WHIZZ JOB NO. 4197	

CUSTOMER: XILINX, INC

PROJECT NAME: ML605

SIZE: D | FAB DWG. NO. 4197 | REV. 02

SCALE: 1:1 | SHEET 1 OF 1

REVISIONS				
ZONE	REV	DESCRIPTION	DATE	APPROVED
	02	INITIAL RELEASE	09/19/09	RL

NOTES: (UNLESS OTHERWISE SPECIFIED)
THIS PAB SHOULD BE "RoHS COMPLIANT".

1. FABRICATE TO IPC-A-600, CURRENT REVISION
2. BOARD SHALL MEET THE INSPECTION CRITERIA OF
   a- ACCEPTABILITY AS PER IPC-A-600 (LATEST REVISION) CLASS II
   b- QUALIFICATION AND PERFORMANCE AS PER IPC-6012 (LATEST REVISION) CLASS II.
3. MATERIAL: ISOLA 370 HR (RoHS COMPLIANT MATERIAL) OR EQUIVALENT. GLASS TRANSITION TEMPERATURE MUST MEET OR EXCEED THE TEMPERATURE EXHIBITED WITH HIGH TEMPERATURE PROCESSES ASSOCIATED WITH LEAD FREE ASSEMBLY.
4. APPLY SOLDER MASK OVER BARE COPPER (SMOBC) IAW IPC-SM-840, BOTH SIDES, USING LPI, COLOR GREEN.
5. LPI SOLDER MASK TAIYO PSR4000 (RoHS COMPLIANT MATERIAL) OR EQUIVALENT WILL BE USED ON BOTH SIDES.
6. SOLDER MASK REQUIREMENTS FOR VIAS:
   a) ALL NON - TEST POINT VIAS WHERE THE DESIGN SHOWS A SOLDER MASK RELIEF OF 4 MILS OVER VIA DRILL SIZE TO BE SUPPLIED ON THE FINISHED BOARD AS SOLDER MASK ENCROACHED (DRILL PLUS 4 MILS, MASK TO ENCROACH ONTO VIA PAD BUT NOT INTO VIA HOLE)
   b) ALL TEST POINT VIAS (SHOWN AS ONE TO ONE WITH IN DESIGN WITH NO SOLDER MASK ENCROACHMENT ON TEST SIDE) SHALL BE FULLY EXPOSED AND ACCESSIBLE ON FINISHED BOARD.
   c) IF PRESENT , VIAS WHICH ARE COVERED WITH SOLDER MASK OR WHICH ARE COMING UNDER BGA's ON BOTH TOP AND BOTTOM SIDES ON TOP OF EACH OTHER (EITHER PARTIALLY OR FULLY BEING CLAM SHELL BGA's) SHOULD BE PRE- PLUGGED WITH SOLDER MASK ON BOTH SIDES , MAX HEIGHT NOT TO EXCEED 0.0025".
7. SOLDER MASK REGISTRATION TO BE WITHIN DIAMETRICAL TRUE POSITION OF + / - 0.002"WITH APPLICABLE HOLE / PAD.
8. FINISH: GOLD IMMERSION.
9. SILKSCREEN USING WHITE - HAVEN PC421 (NON-CONDUCTIVE OR EQUIVALENT RoHS COMPLIANT MATERIAL) BOTH SIDES DISTORTION OF SILKSCREEN IS ACCEPTABLE OVER TRACES. EPOXY INK ON SOLDER LANDS IS NOT ACCEPTABLE.
10. VENDOR LOGO AND DATE CODE TO BE MARKED SOLDER SIDE IN SILKSCREEN. MAXIMUM HEIGHT 0.12 INCHES.
11. 100% ELECTRICAL TEST REQUIRED FOR CONTINUITY. BOARD SHALL HAVE A UL-RATING OF 94V-0. UL SYMBOL AND RATING SHALL BE MARKED SOLDER SIDE IN SILKSCREEN.
12. REMOVE ALL UNUSED PADS FROM INTERNAL LAYERS.
13. 274X GERBER/ODB++ USED FOR FAB MUST BE VERIFIED AGAINST THE PROVIDED IPC356 NETLIST. COPPER SLIVERS THAT ARE LESS THAN 0.003" IN WIDTH BETWEEN ANTI-PAD TO PLANE EDGE, ANTI-PAD TO SPLIT PLANE AND ANTI-PAD TO ANTI-PAD MUST BE REMOVED FROM THE MANUFACTURING ARTWORK. A NETLIST COMPARISON MUST BE PASSED WITH NO VIOLATION AFTER THE REMOVAL OF SLIVERS. ANY REQUIREMENT FOR SLIVER REMOVAL ABOVE OR EQUAL TO THE 0.003" COPPER WIDTH MUST BE ADDRESSED AND APPROVED IN WRITING BY SUPPLIER.
14. VIAS ARE SUPPOSED TO BE DIRECTLY CONNECTED TO RESPECTIVE PLANE.
15. FOR IMPEDANCE CONTROL DETAILS REFER TO THE FILE "4112_ML605_STACK-UP.PDF" PROVIDED WITH GERBER DATA.
16. INTENTIONAL SHORT:
    PLEASE REPORT ANY SHORT OTHER THAN THESE:
    GND SHORTED TO DGND1_9240, DGND2_9240, AGND1, AGND2, AGND3, AGND5, AGND6, AGND7 AND AGND8.
    DGND1_9240 SHORTED TO AGND1_9240
    DGND2_9240 SHORTED TO AGND2_9240

TOP SIDE	COPPER WEIGHT	COPPER THICKNESS	SINGLE ENDED TRACE WIDTH	SINGLE ENDED TARGET IMPEDANCE ± OHMS	EDGE-COUPLED DIFFERENTIAL TRACE WIDTH/ AIRGAP	EDGE-COUPLED DIFFERENTIAL TARGET IMPEDANCE ± OHMS
LAYER 1 TOP	0.5 OZ+PLATING	2.0	4.5 MIL	50	4.5 MIL/6.5 MIL 3.5 MIL/6.5 MIL	90 100
PRE-PREG						
LAYER 2 GND1	0.5 OZ	0.6				
CORE						
LAYER 3 SIG1	0.5 OZ	0.6	3.25 MIL	50	3.6 MIL/7.4 MIL 3.0 MIL/9.0 MIL	90 100
PRE-PREG						
LAYER 4 GND2	0.5 OZ	0.6				
CORE						
LAYER 5 SIG2	0.5 OZ	0.6	3.25 MIL	50	3.6 MIL/7.4 MIL 3.0 MIL/9.0 MIL	90 100
PRE-PREG						
LAYER 6 GND3	0.5 OZ	0.6				
CORE						
LAYER 7 SIG3	0.5 OZ	0.6	3.25 MIL	50	3.6 MIL/7.4 MIL 3.0 MIL/9.0 MIL	90 100
PRE-PREG						
LAYER 8 GND4	0.5 OZ	0.6				
CORE						
LAYER 9 PWR1	1.0 OZ	1.2				
PRE-PREG						
LAYER 10 PWR2	1.0 OZ	1.2				
CORE						
LAYER 11 GND5	0.5 OZ	0.6				
PRE-PREG						
LAYER 12 SIG4	0.5 OZ	0.6	3.25 MIL	50	3.6 MIL/7.4 MIL 3.0 MIL/9.0 MIL	90 100
CORE						
LAYER 13 GND6	0.5 OZ	0.6				
PRE-PREG						
LAYER 14 SIG5	0.5 OZ	0.6	3.25 MIL	50	3.6 MIL/7.4 MIL 3.0 MIL/9.0 MIL	90 100
CORE						
LAYER 15 GND7	0.5 OZ	0.6				
PRE-PREG						
LAYER 16 BOT	0.5 OZ+PLATING	2.0	4.5 MIL	50	4.5 MIL/6.5 MIL 3.5 MIL/6.5 MIL	90 100

BOTTOM SIDE

CROSS SECTION DETAIL

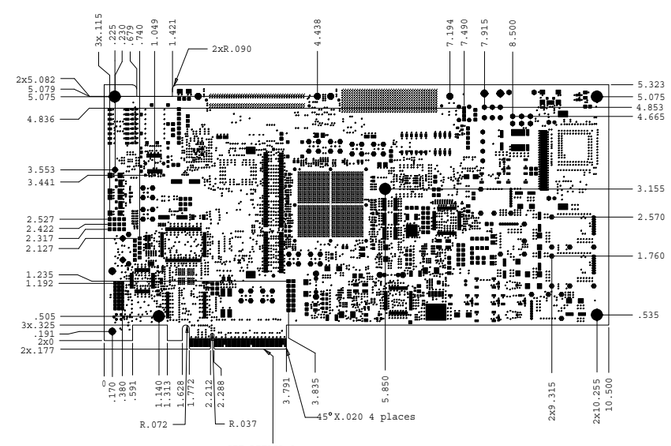

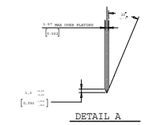

DRILL CHART: TOP to BOTTOM					
ALL UNITS ARE IN MILS					
FIGURE	SIZE	TOLERANCE	PLATED	QTY	ADDITIONAL
·	10.0	+0.0/-10.0	PLATED	1846	MAY BE PLUGGED
·	12.0	+0.0/-12.0	PLATED	3351	MAY BE PLUGGED
·	16.0	+3.0/-3.0	PLATED	30	
•	25.0	+3.0/-3.0	PLATED	2	
•	26.0	+3.0/-3.0	PLATED	30	
•	28.0	+3.0/-3.0	PLATED	16	
■	32.0	+3.0/-3.0	PLATED	4	
•	33.0	+3.0/-3.0	PLATED	1	
■	34.0	+3.0/-3.0	PLATED	24	
■	35.0	+3.0/-3.0	PLATED	12	
■	36.0	+3.0/-3.0	PLATED	17	
■	37.0	+3.0/-3.0	PLATED	6	
■	40.0	+3.0/-3.0	PLATED	100	
■	41.0	+2.0/-2.0	PLATED	10	PRESS FIT
■	42.0	+3.0/-3.0	PLATED	14	
⊕	53.0	+3.0/-3.0	PLATED	4	
⊕	55.0	+3.0/-3.0	PLATED	20	
⊕	62.0	+3.0/-3.0	PLATED	4	
⊕	63.0	+3.0/-3.0	PLATED	42	
⊕	71.0	+3.0/-3.0	PLATED	10	
⊕	73.0	+3.0/-3.0	PLATED	8	
◎	106.0	+3.0/-3.0	PLATED	4	
◇	123.0	+3.0/-3.0	PLATED	2	
◇	125.0	+3.0/-3.0	PLATED	5	
◇	126.0	+3.0/-3.0	PLATED	2	
·	33.0	+3.0/-3.0	NON-PLATED	2	
•	37.0	+3.0/-3.0	NON-PLATED	15	
•	43.0	+3.0/-3.0	NON-PLATED	1	
•	52.0	+3.0/-3.0	NON-PLATED	4	
•	61.0	+3.0/-3.0	NON-PLATED	2	
•	63.0	+3.0/-3.0	NON-PLATED	9	
•	67.0	+3.0/-3.0	NON-PLATED	2	
⊕	87.0	+3.0/-3.0	NON-PLATED	2	
⊗	102.0	+3.0/-3.0	NON-PLATED	4	
◈	125.0	+3.0/-3.0	NON-PLATED	1	
◈	128.0	+3.0/-3.0	NON-PLATED	2	
			TOTAL HOLES:	5608	

UNLESS OTHERWISE SPECIFIED:
ALL DIMENSIONS ARE IN INCHES
TOLERANCES ON:

LINEAR DIMENSIONS		ANGLES	
.XXX	= ± .010	XX.XX	= ± 0.30°
.XX	= ± .030	XX.X	= ± 1.0°
.X	= ± .100	XX	= ± 5.0°

DRAWING SYMBOLS & TOLERANCE PER ANSIY14.5M-1994

WHIZZ SYSTEMS INC.
3140 ALFRED STREET
SANTA CLARA, CA 95054
TEL: 408-980-0400

DO NOT SCALE DRAWING

APPROVAL	DATE
DRAWN: Farooq Bhatti	09.19.09
CHECKED: Irfan Maqsood	09.19.09
ENGR: Rick LeBlanc	09.19.09
APPROVAL: Rick LeBlanc	09.19.09
WHIZZ JOB NO. 4197	

CUSTOMER: XILINX, INC

PROJECT NAME: ML605

SIZE: D | FAB DWG. NO. 4197 | REV. 02

SCALE: 1:1 | SHEET 1 OF 1



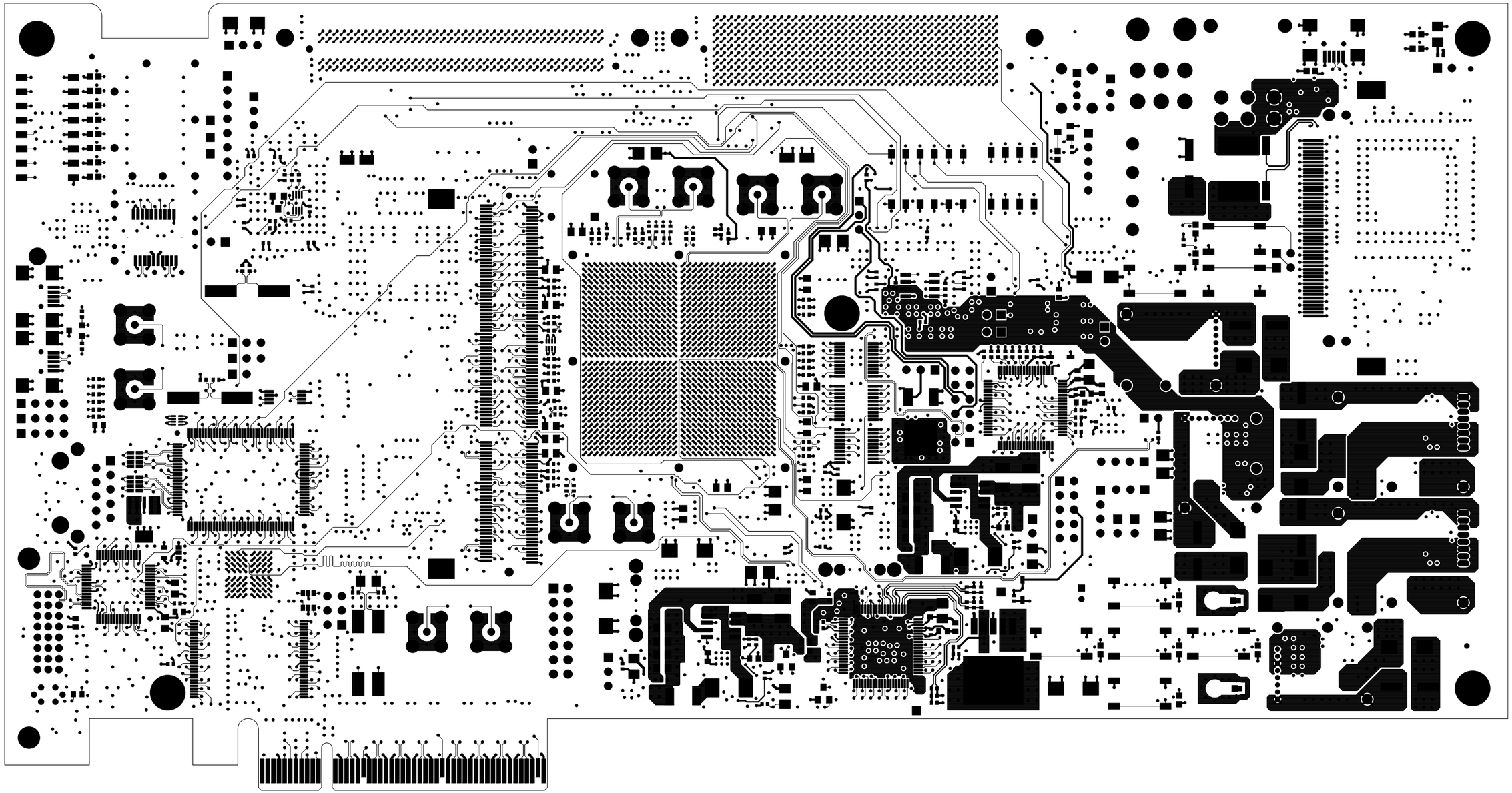

This document contains information which is the proprietary property of XILINX Inc. This document may not be disclosed to third parties without the prior written consent of XILINX Inc.

DESIGNED BY:
WHIZZ SYSTEMS INC.
3140 ALFRED STREET,
SANTA CLARA, CA 95054
www.whizzsystems.com
TEL:408-980-0400 FAX:408-980-1555

Layer: 01_TOP		Sheet: 01 of: 24	
Layout Engineer: FAROOQ BHATTI		Company Name: XILINX INC.	
Design Engineer: RICK LEBLANC		Project Name: ML605	
Whizz Job Number: 4197	Date: 09.19.2009	Project Number: 1280479	REV. 02
LATEST NETLIST REV OR DATE: 09.18.2009		LATEST MECHANICAL REV OR DATE: respin of 4165	

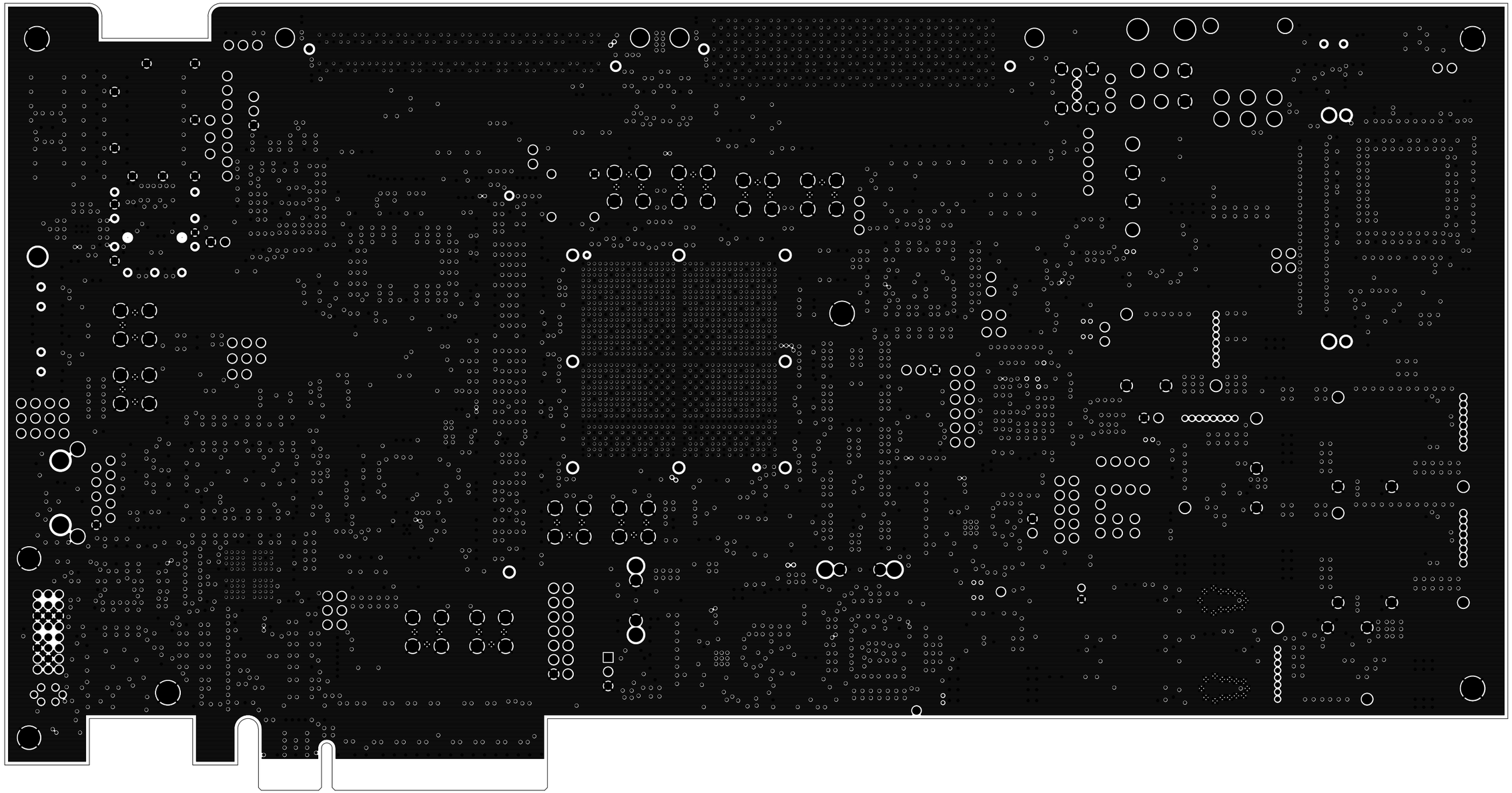

This document contains information which is the proprietary property of XILINX Inc. This document may not be disclosed to third parties without the prior written consent of XILINX Inc.

DESIGNED BY:
WHIZZ SYSTEMS INC.
3140 ALFRED STREET,
SANTA CLARA, CA 95054
www.whizzsystems.com
TEL:408-980-0400 FAX:408-980-1555

Layer: 02_GND1		Sheet: 02 of: 24	
Layout Engineer: FAROOQ BHATTI		Company Name: XILINX INC.	
Design Engineer: RICK LEBLANC		Project Name: ML605	
Whizz Job Number: 4197	Date: 09.19.2009	Project Number: 1280479	REV. 02
LATEST NETLIST REV OR DATE: 09.18.2009		LATEST MECHANICAL REV OR DATE: respin of 4165	

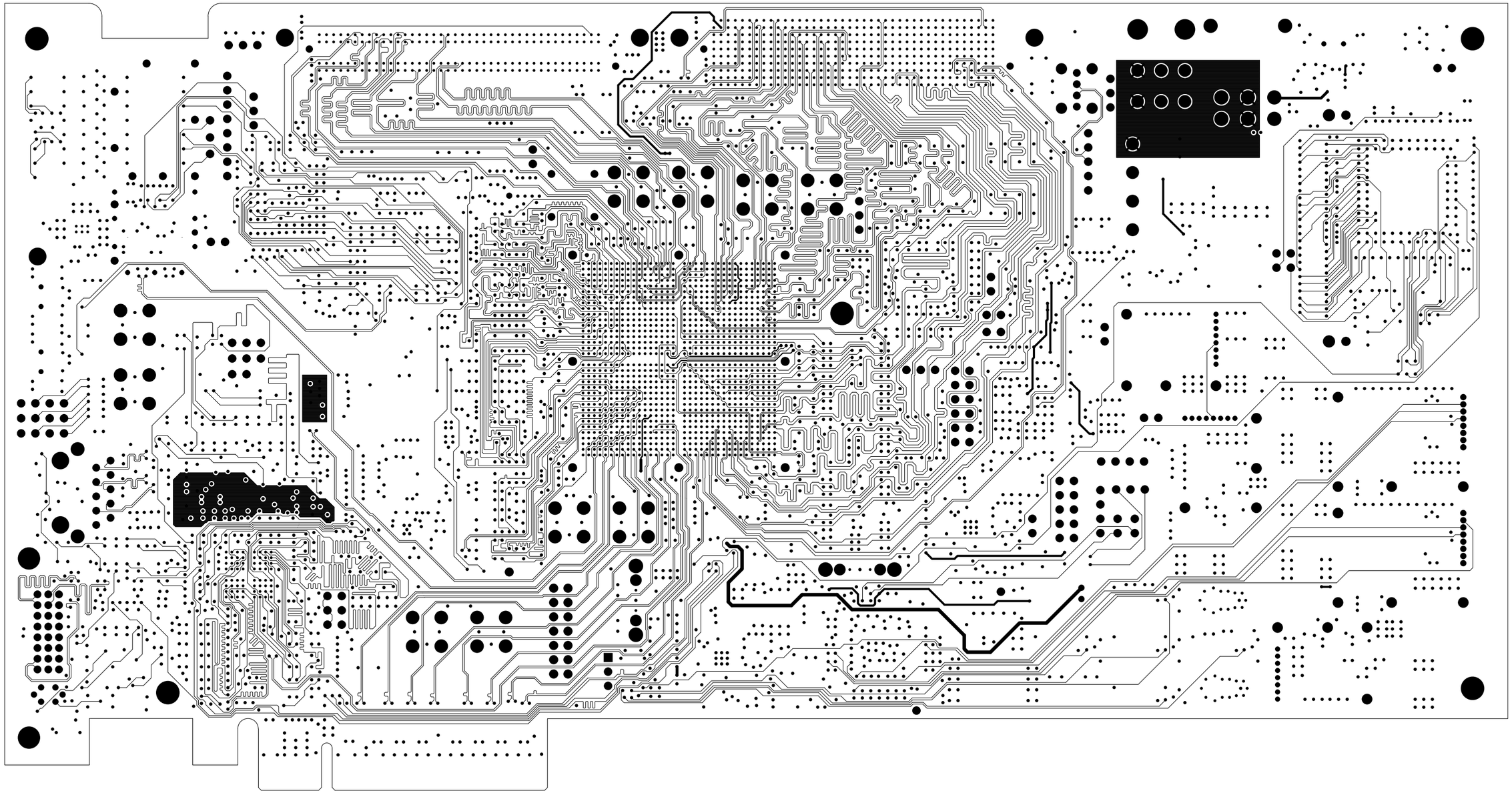

This document contains information which is the proprietary property of XILINX Inc. This document may not be disclosed to third parties without the prior written consent of XILINX Inc.

DESIGNED BY:
WHIZZ SYSTEMS INC.
3140 ALFRED STREET,
SANTA CLARA, CA 95054
www.whizzsystems.com
TEL:408-980-0400 FAX:408-980-1555

Layer: 03_SIG1		Sheet: 03 of: 24	
Layout Engineer: FAROOQ BHATTI		Company Name: XILINX INC.	
Design Engineer: RICK LEBLANC		Project Name: ML605	
Whizz Job Number: 4197	Date: 09.19.2009	Project Number: 1280479	REV. 02
LATEST NETLIST REV OR DATE: 09.18.2009		LATEST MECHANICAL REV OR DATE: respin of 4165	

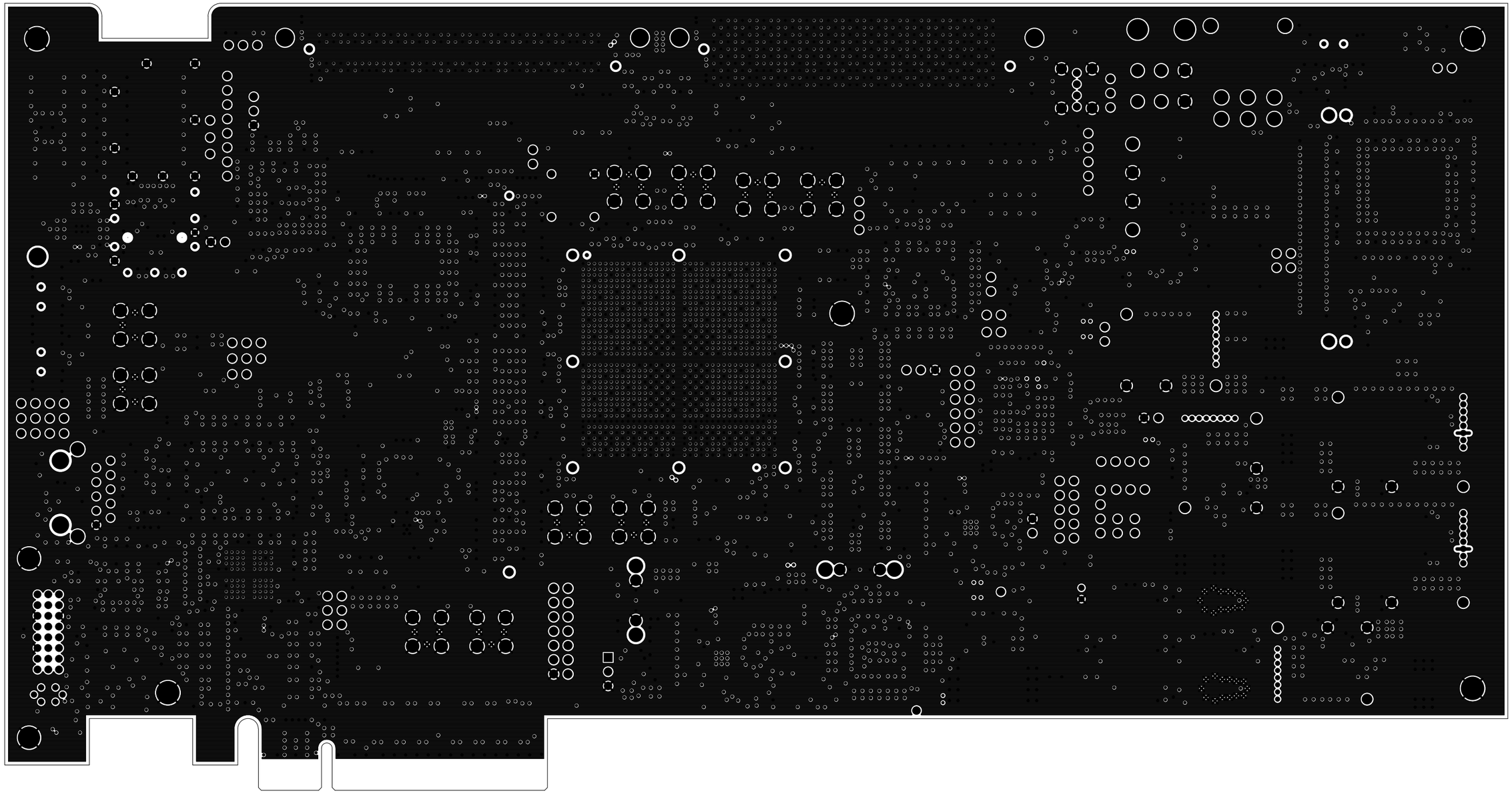

DESIGNED BY:
WHIZZ SYSTEMS INC.
3140 ALFRED STREET,
SANTA CLARA, CA 95054
www.whizzsystems.com
TEL:408-980-0400 FAX:408-980-1555

This document contains information which is the proprietary property of XILINX Inc. This document may not be disclosed to third parties without the prior written consent of XILINX Inc.

Layer: 04_GND2		Sheet: 04 of: 24	
Layout Engineer: FAROOQ BHATTI		Company Name: XILINX INC.	
Design Engineer: RICK LEBLANC		Project Name: ML605	
Whizz Job Number: 4197	Date: 09.19.2009	Project Number: 1280479	REV. 02
LATEST NETLIST REV OR DATE: 09.18.2009		LATEST MECHANICAL REV OR DATE: respin of 4165	

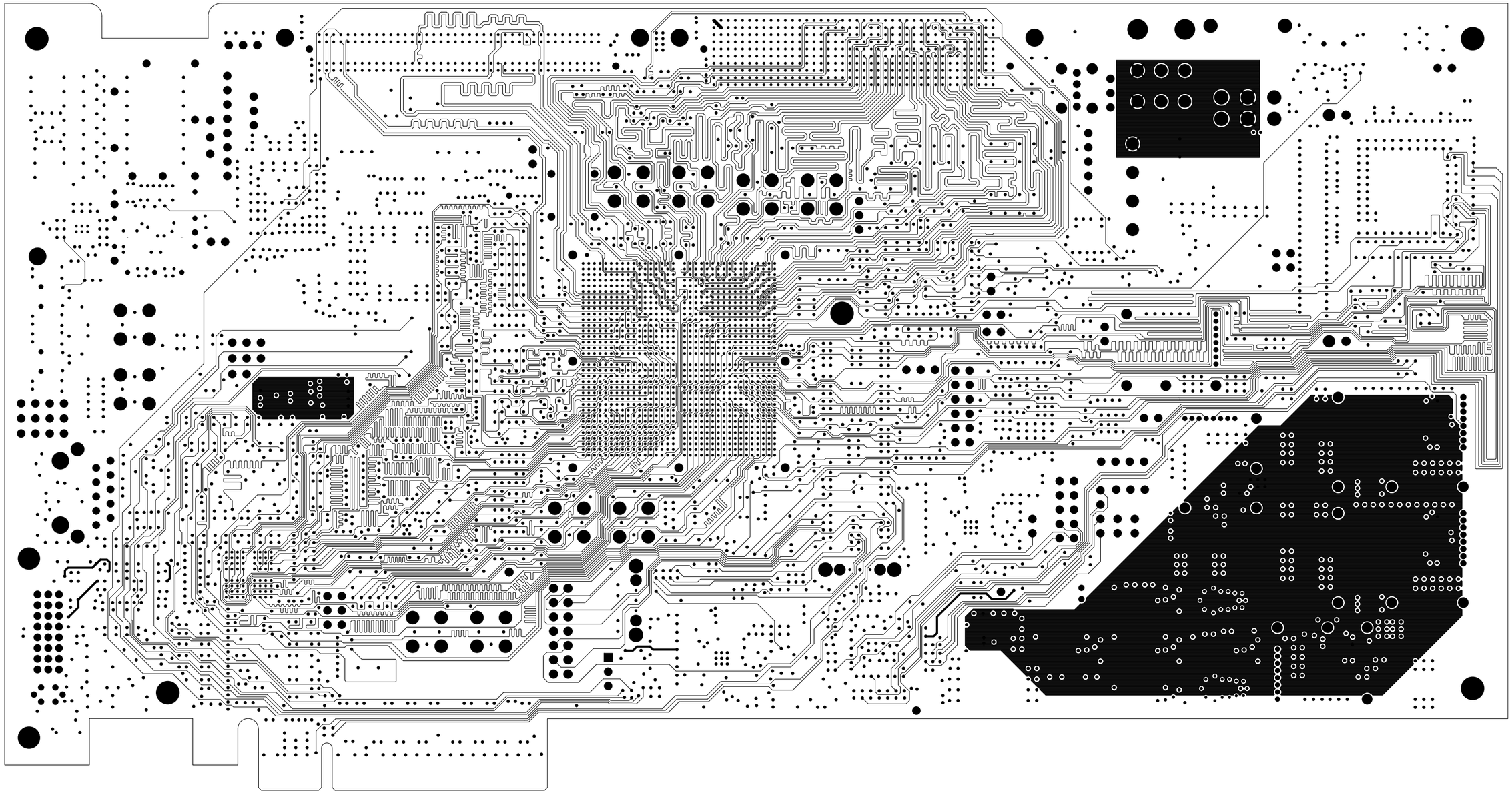

This document contains information which is the proprietary property of XILINX Inc. This document may not be disclosed to third parties without the prior written consent of XILINX Inc.

DESIGNED BY:
WHIZZ SYSTEMS INC.
3140 ALFRED STREET,
SANTA CLARA, CA 95054
www.whizzsystems.com
TEL:408-980-0400 FAX:408-980-1555

Layer: 05_SIG2		Sheet: 05 of: 24	
Layout Engineer: FAROOQ BHATTI		Company Name: XILINX INC.	
Design Engineer: RICK LEBLANC		Project Name: ML605	
Whizz Job Number: 4197	Date: 09.19.2009	Project Number: 1280479	REV. 02
LATEST NETLIST REV OR DATE: 09.18.2009		LATEST MECHANICAL REV OR DATE: respin of 4165	

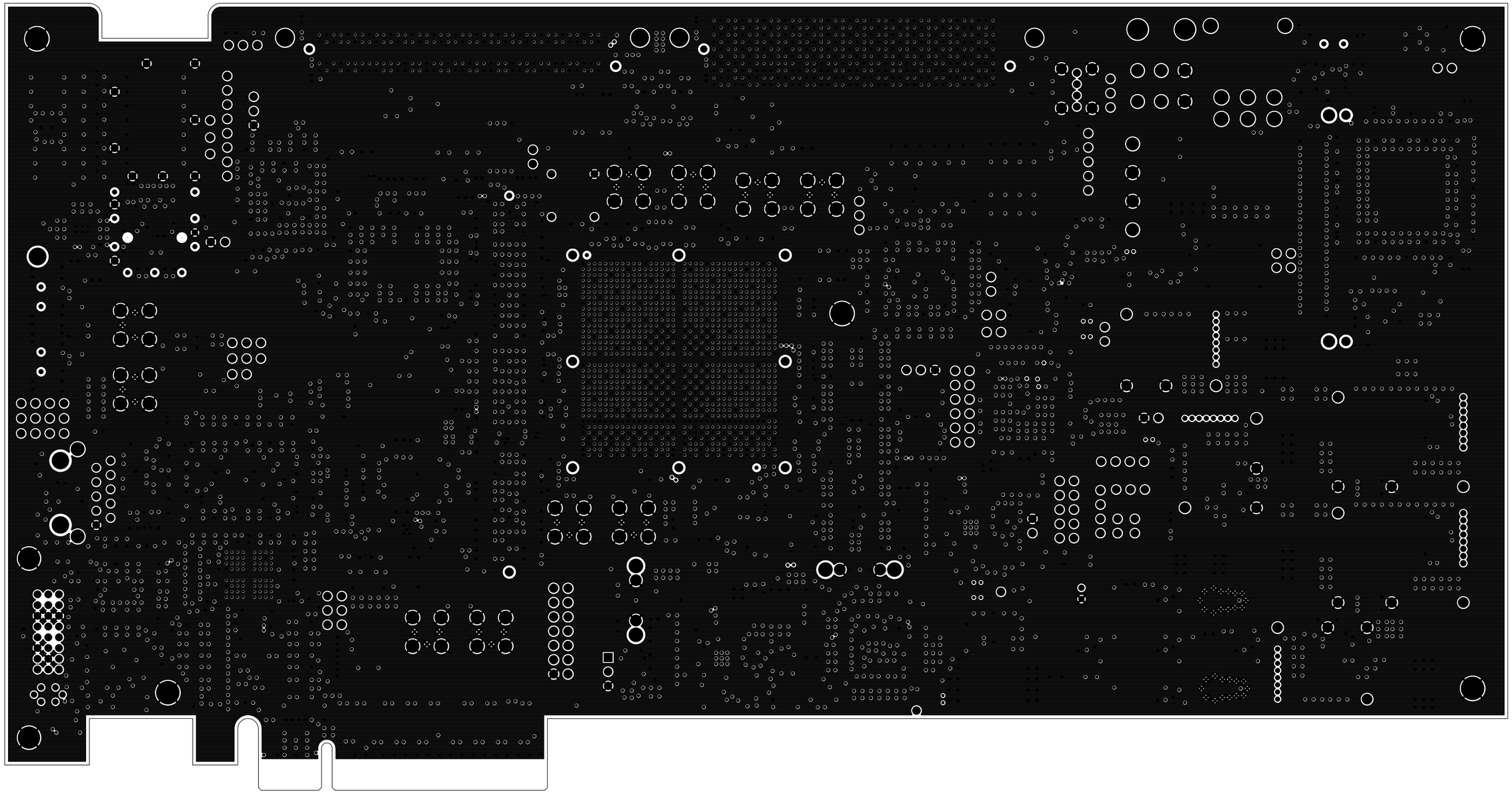

DESIGNED BY:
WHIZZ SYSTEMS INC.
3140 ALFRED STREET,
SANTA CLARA, CA 95054
www.whizzsystems.com
TEL:408-980-0400 FAX:408-980-1555

This document contains information which is the proprietary property of XILINX Inc. This document may not be disclosed to third parties without the prior written consent of XILINX Inc.

Layer: 06_GND3		Sheet: 06 of: 24	
Layout Engineer: FAROOQ BHATTI		Company Name: XILINX INC.	
Design Engineer: RICK LEBLANC		Project Name: ML605	
Whizz Job Number: 4197	Date: 09.19.2009	Project Number: 1280479	REV. 02
LATEST NETLIST REV OR DATE: 09.18.2009		LATEST MECHANICAL REV OR DATE: respin of 4165	

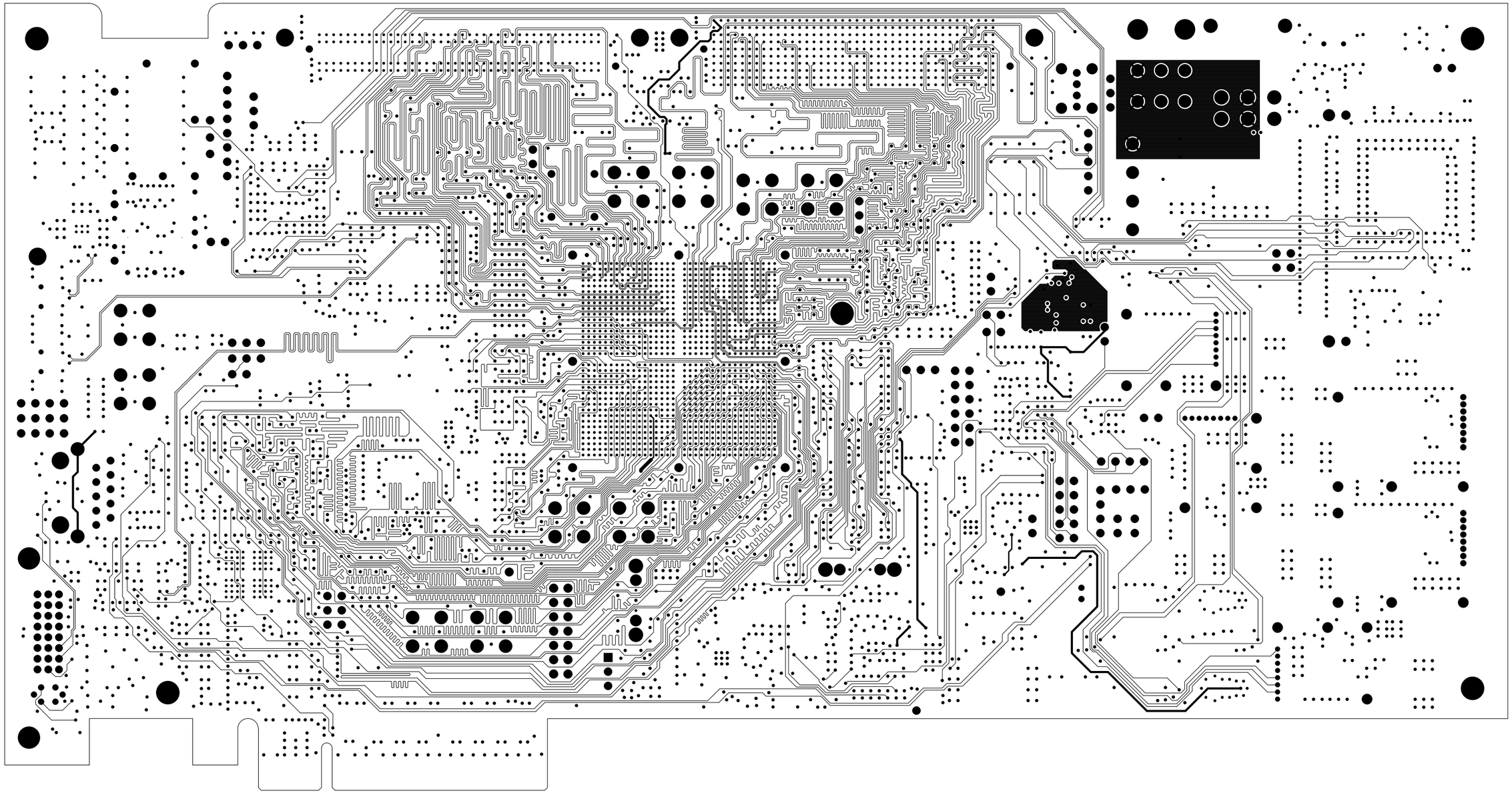

This document contains information which is the proprietary property of XILINX Inc. This document may not be disclosed to third parties without the prior written consent of XILINX Inc.

DESIGNED BY:
WHIZZ SYSTEMS INC.
3140 ALFRED STREET,
SANTA CLARA, CA 95054
www.whizzsystems.com
TEL:408-980-0400 FAX:408-980-1555

Layer: 07_SIG3		Sheet: 07 of: 24	
Layout Engineer: FAROOQ BHATTI		Company Name: XILINX INC.	
Design Engineer: RICK LEBLANC		Project Name: ML605	
Whizz Job Number: 4197	Date: 09.19.2009	Project Number: 1280479	REV. 02
LATEST NETLIST REV OR DATE: 09.18.2009		LATEST MECHANICAL REV OR DATE: respin of 4165	

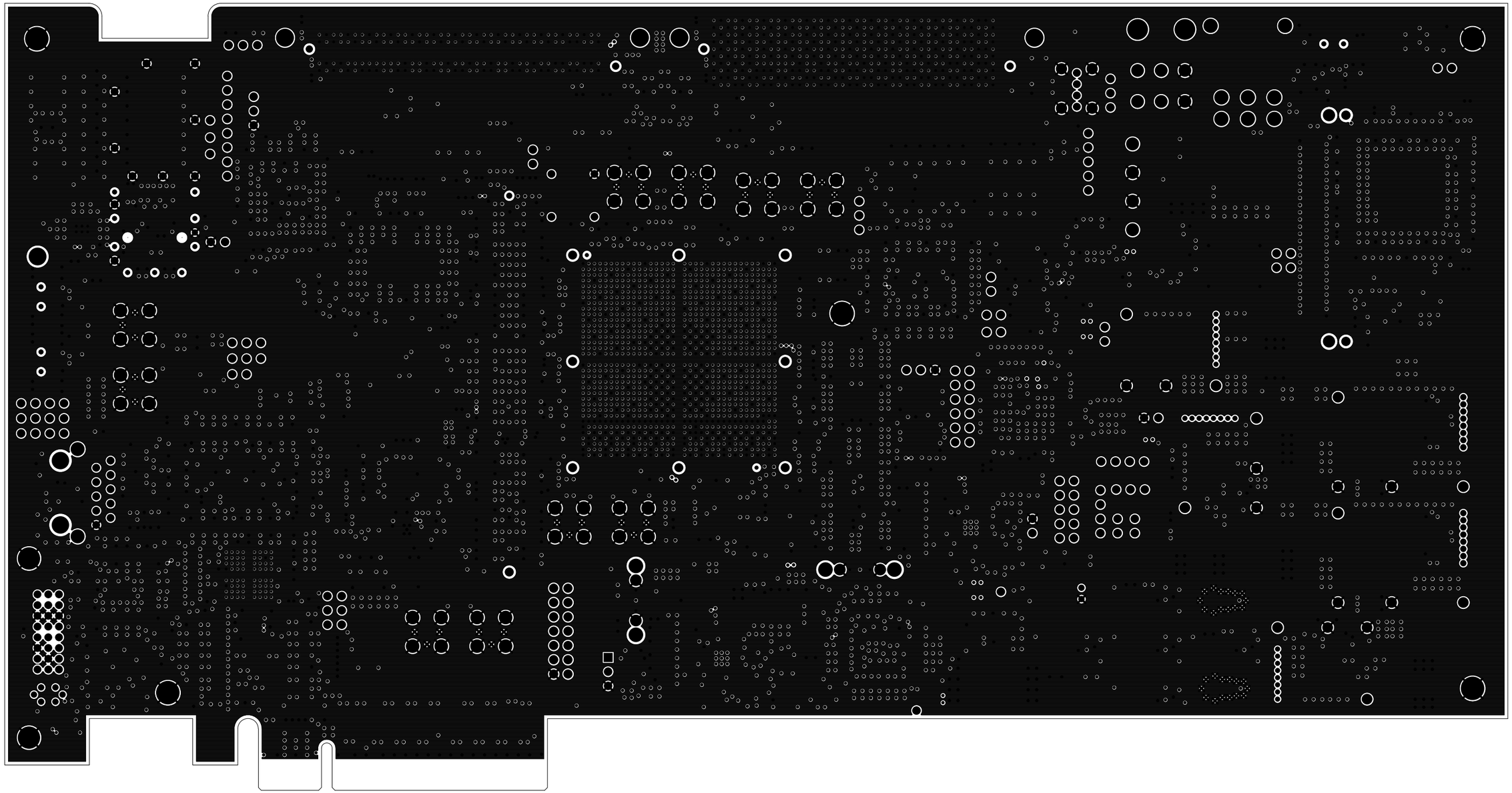

This document contains information which is the proprietary property of XILINX Inc. This document may not be disclosed to third parties without the prior written consent of XILINX Inc.

DESIGNED BY:
WHIZZ SYSTEMS INC.
3140 ALFRED STREET,
SANTA CLARA, CA 95054
www.whizzsystems.com
TEL:408-980-0400 FAX:408-980-1555

Layer: 08_GND4		Sheet: 08 of: 24	
Layout Engineer: FAROOQ BHATTI		Company Name: XILINX INC.	
Design Engineer: RICK LEBLANC		Project Name: ML605	
Whizz Job Number: 4197	Date: 09.19.2009	Project Number: 1280479	REV. 02
LATEST NETLIST REV OR DATE: 09.18.2009		LATEST MECHANICAL REV OR DATE: respin of 4165	

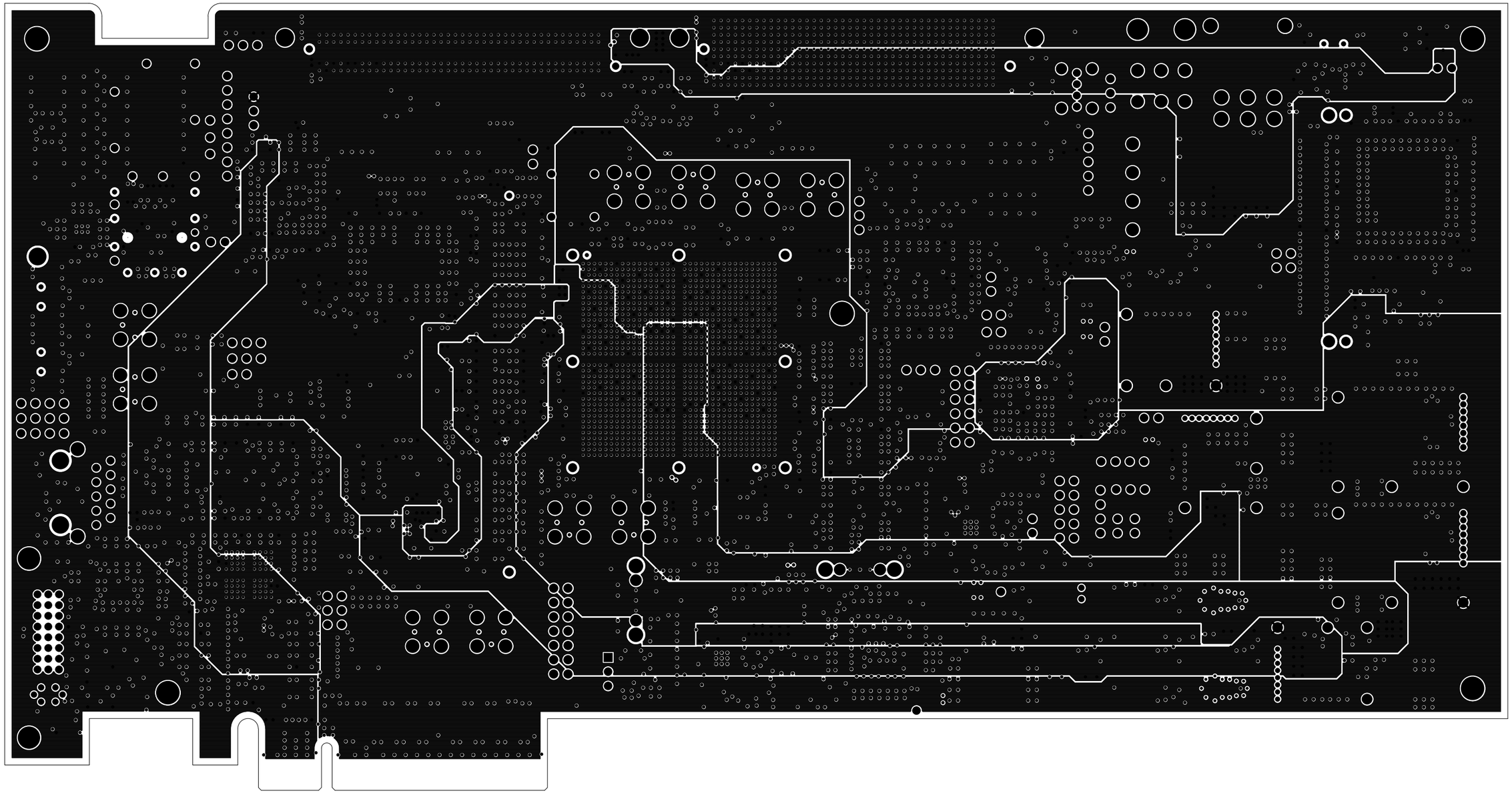

This document contains information which is the proprietary property of XILINX Inc. This document may not be disclosed to third parties without the prior written consent of XILINX Inc.

DESIGNED BY:
WHIZZ SYSTEMS INC.
3140 ALFRED STREET,
SANTA CLARA, CA 95054
www.whizzsystems.com
TEL:408-980-0400 FAX:408-980-1555

Layer: 09_PWR1		Sheet: 09 of: 24	
Layout Engineer: FAROOQ BHATTI		Company Name: XILINX INC.	
Design Engineer: RICK LEBLANC		Project Name: ML605	
Whizz Job Number: 4197	Date: 09.19.2009	Project Number: 1280479	REV. 02
LATEST NETLIST REV OR DATE: 09.18.2009		LATEST MECHANICAL REV OR DATE: respin of 4165	

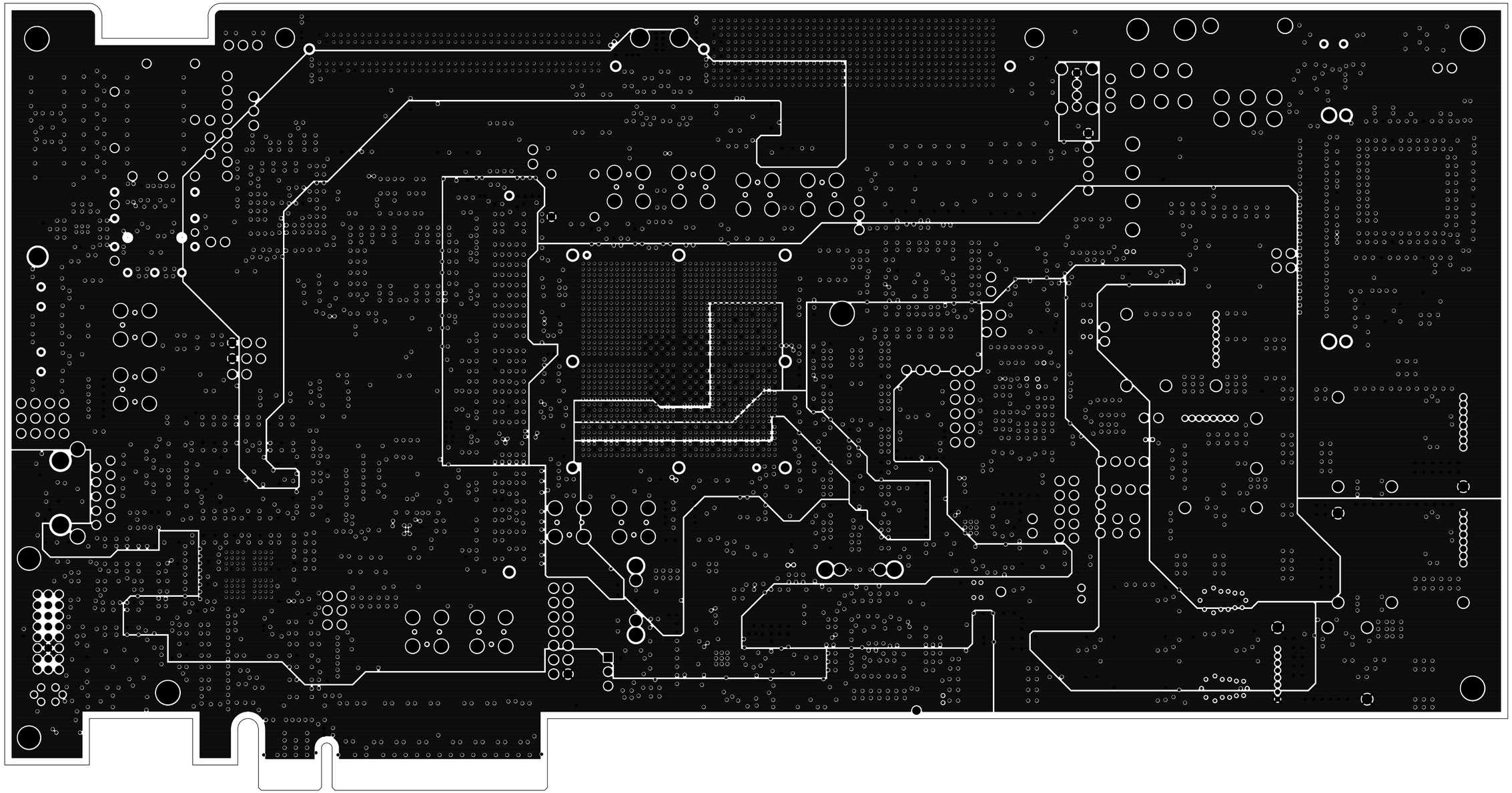

This document contains information which is the proprietary property of XILINX Inc. This document may not be disclosed to third parties without the prior written consent of XILINX Inc.

DESIGNED BY:
WHIZZ SYSTEMS INC.
3140 ALFRED STREET,
SANTA CLARA, CA 95054
www.whizzsystems.com
TEL:408-980-0400 FAX:408-980-1555

Layer: 10_PWR2		Sheet: 10 of: 24	
Layout Engineer: FAROOQ BHATTI		Company Name: XILINX INC.	
Design Engineer: RICK LEBLANC		Project Name: ML605	
Whizz Job Number: 4197	Date: 09.19.2009	Project Number: 1280479	REV. 02
LATEST NETLIST REV OR DATE: 09.18.2009		LATEST MECHANICAL REV OR DATE: respin of 4165	

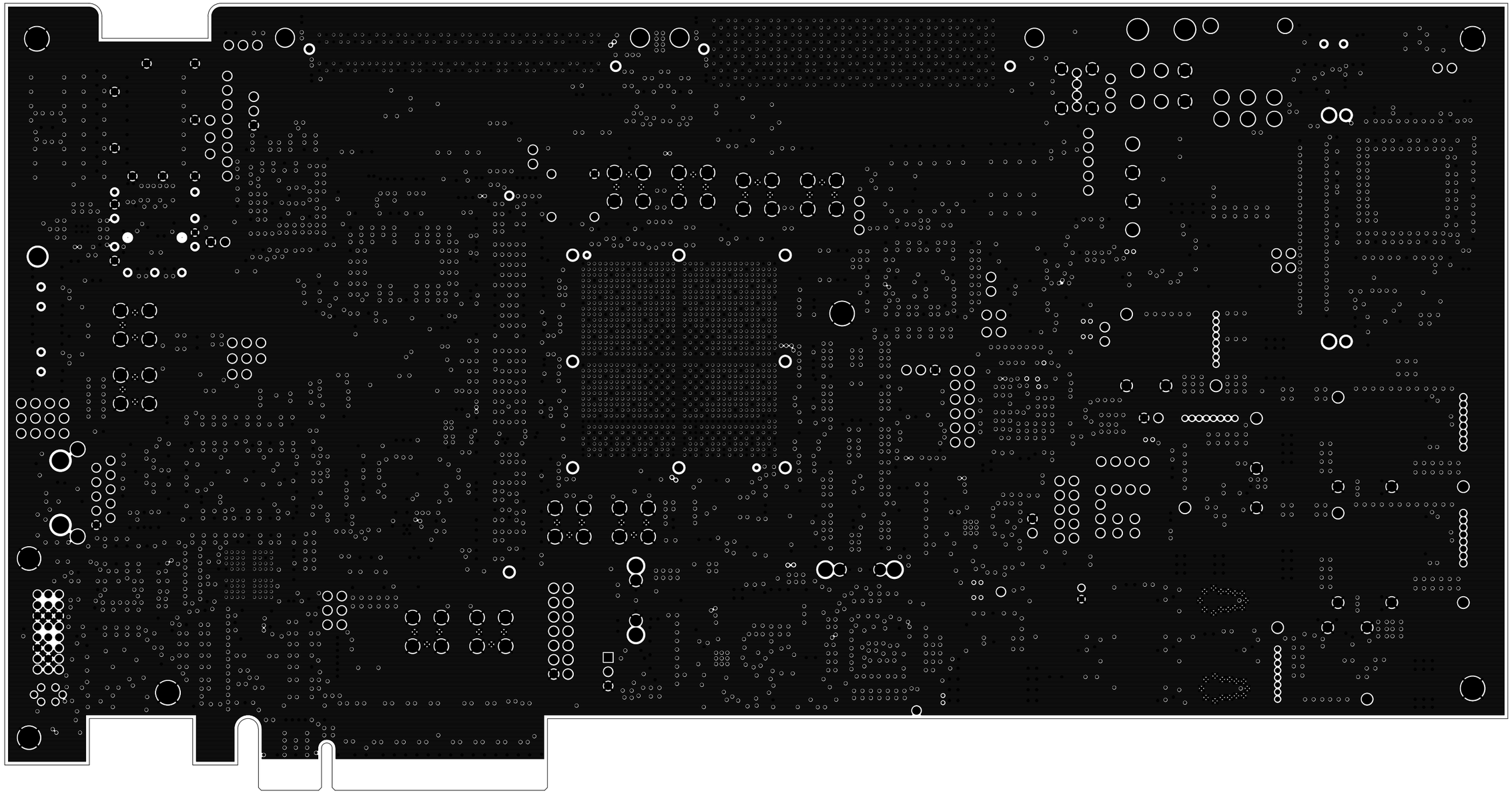

DESIGNED BY:
WHIZZ SYSTEMS INC.
3140 ALFRED STREET,
SANTA CLARA, CA 95054
www.whizzsystems.com
TEL:408-980-0400 FAX:408-980-1555

This document contains information which is the proprietary property of XILINX Inc. This document may not be disclosed to third parties without the prior written consent of XILINX Inc.

Layer: 11_GND5		Sheet: 11 of: 24	
Layout Engineer: FAROOQ BHATTI		Company Name: XILINX INC.	
Design Engineer: RICK LEBLANC		Project Name: ML605	
Whizz Job Number: 4197	Date: 09.19.2009	Project Number: 1280479	REV. 02
LATEST NETLIST REV OR DATE: 09.18.2009		LATEST MECHANICAL REV OR DATE: respin of 4165	

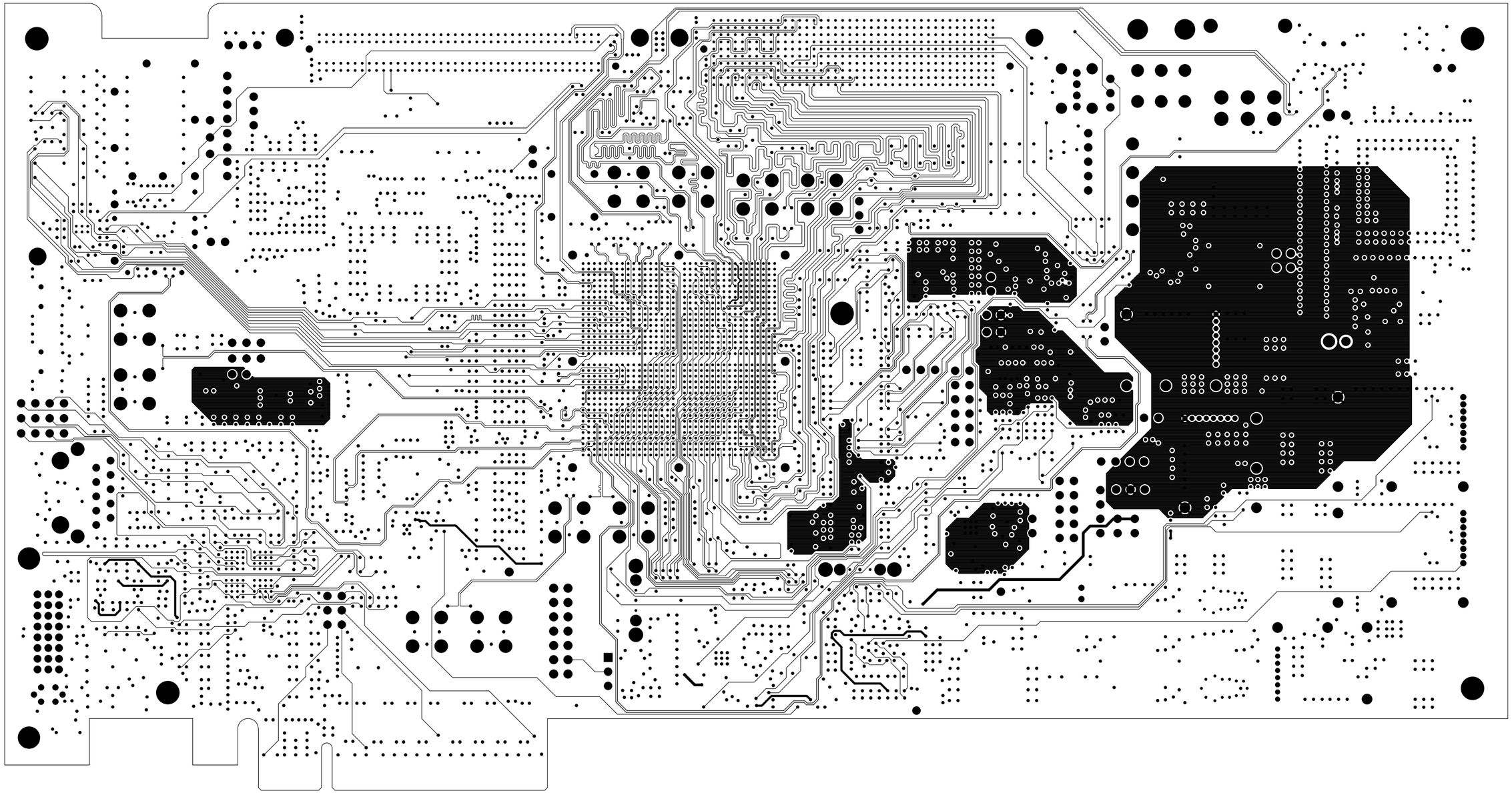

This document contains information which is the proprietary property of XILINX Inc. This document may not be disclosed to third parties without the prior written consent of XILINX Inc.

DESIGNED BY:
WHIZZ SYSTEMS INC.
3140 ALFRED STREET,
SANTA CLARA, CA 95054
www.whizzsystems.com
TEL:408-980-0400 FAX:408-980-1555

Layer: 12_SIG4		Sheet: 12 of: 24	
Layout Engineer: FAROOQ BHATTI		Company Name: XILINX INC.	
Design Engineer: RICK LEBLANC		Project Name: ML605	
Whizz Job Number: 4197	Date: 09.19.2009	Project Number: 1280479	REV. 02
LATEST NETLIST REV OR DATE: 09.18.2009		LATEST MECHANICAL REV OR DATE: respin of 4165	

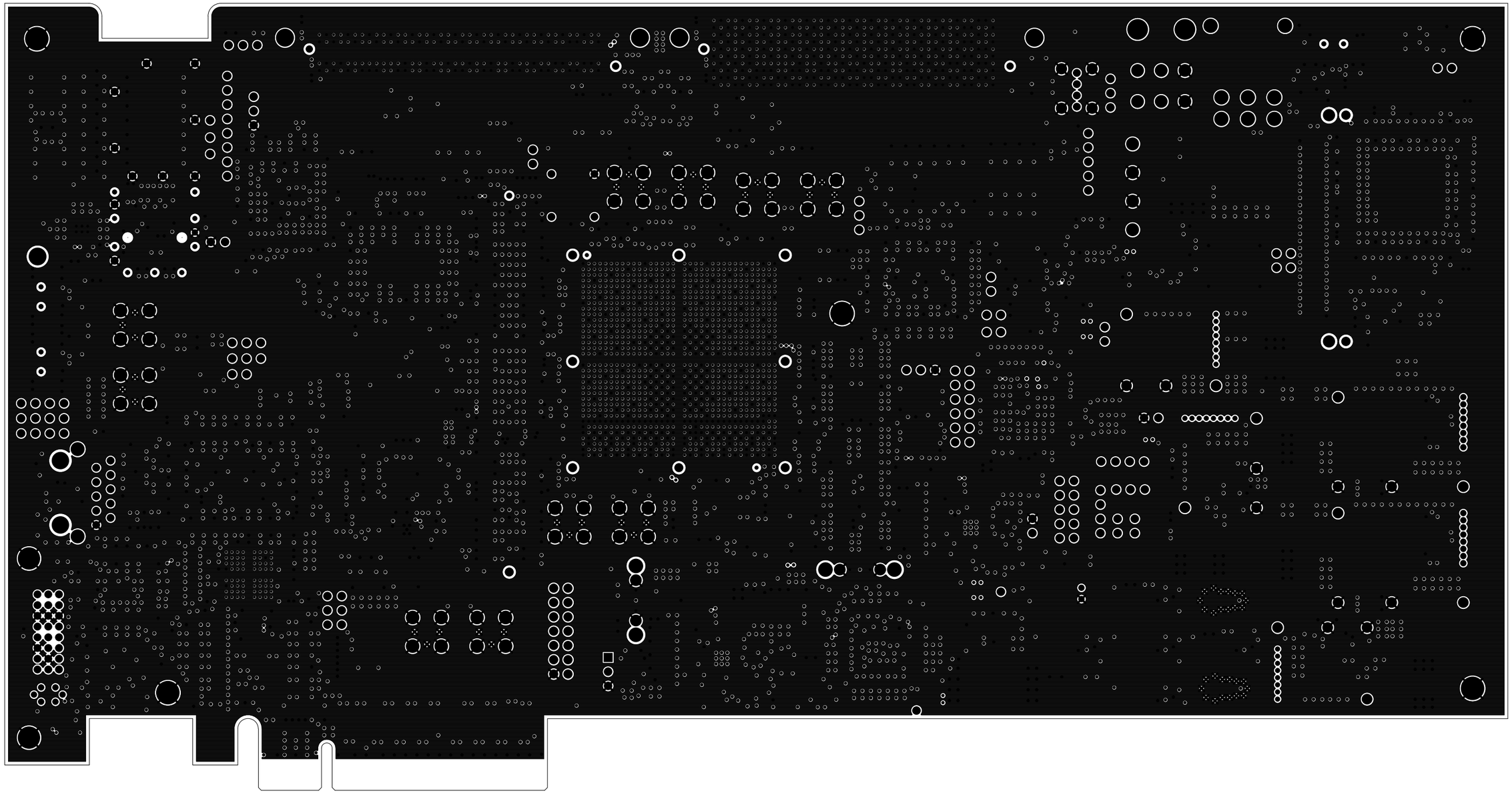

This document contains information which is the proprietary property of XILINX Inc. This document may not be disclosed to third parties without the prior written consent of XILINX Inc.

DESIGNED BY:
WHIZZ SYSTEMS INC.
3140 ALFRED STREET,
SANTA CLARA, CA 95054
www.whizzsystems.com
TEL:408-980-0400 FAX:408-980-1555

Layer: 13_GND6		Sheet: 13 of: 24	
Layout Engineer: FAROOQ BHATTI		Company Name: XILINX INC.	
Design Engineer: RICK LEBLANC		Project Name: ML605	
Whizz Job Number: 4197	Date: 09.19.2009	Project Number: 1280479	REV. 02
LATEST NETLIST REV OR DATE: 09.18.2009		LATEST MECHANICAL REV OR DATE: respin of 4165	

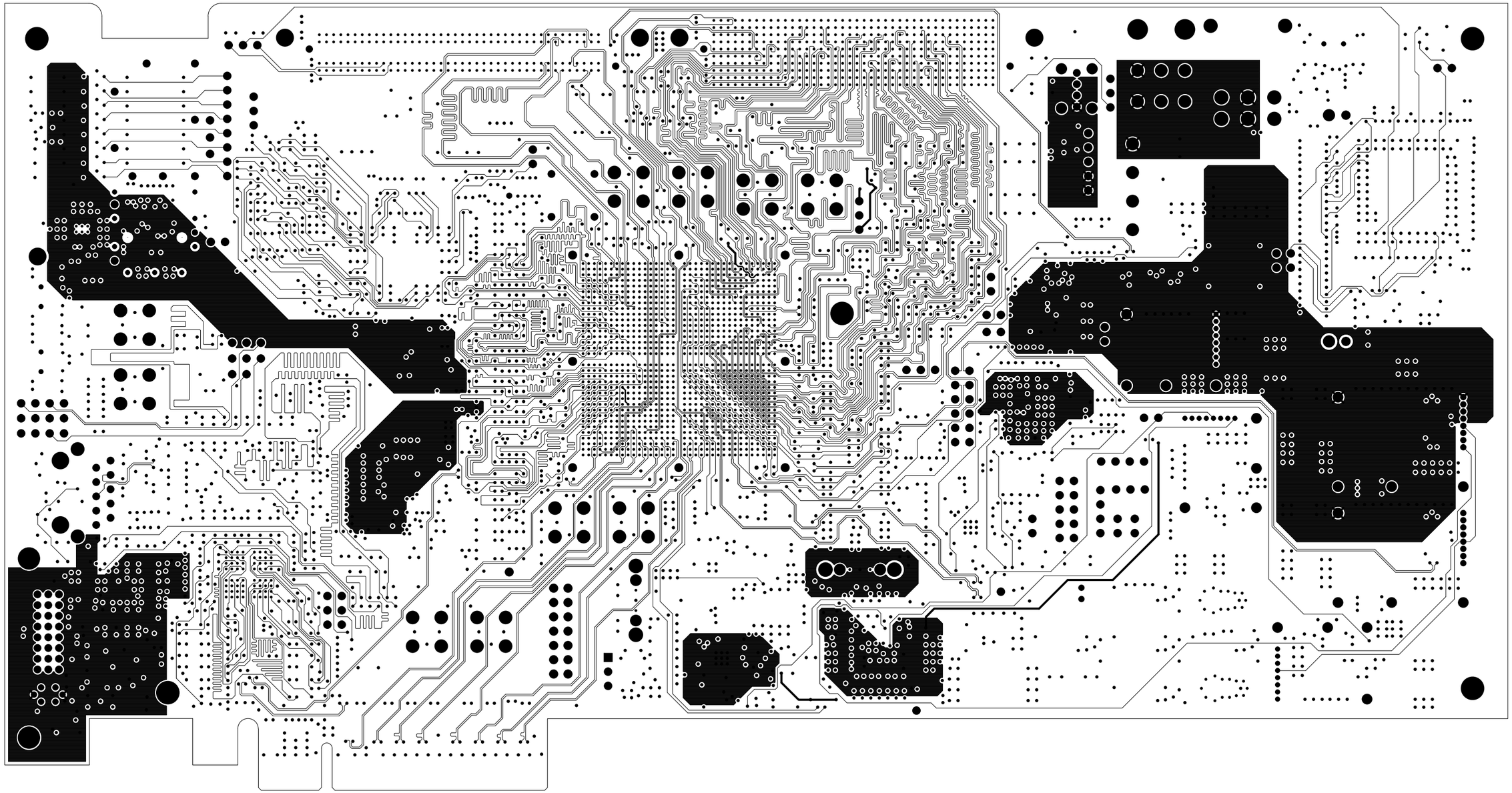

This document contains information which is the proprietary property of XILINX Inc. This document may not be disclosed to third parties without the prior written consent of XILINX Inc.

DESIGNED BY:
WHIZZ SYSTEMS INC.
3140 ALFRED STREET,
SANTA CLARA, CA 95054
www.whizzsystems.com
TEL:408-980-0400 FAX:408-980-1555

Layer: 14_SIG5		Sheet: 14 of: 24	
Layout Engineer: FAROOQ BHATTI		Company Name: XILINX INC.	
Design Engineer: RICK LEBLANC		Project Name: ML605	
Whizz Job Number: 4197	Date: 09.19.2009	Project Number: 1280479	REV. 02
LATEST NETLIST REV OR DATE: 09.18.2009		LATEST MECHANICAL REV OR DATE: respin of 4165	

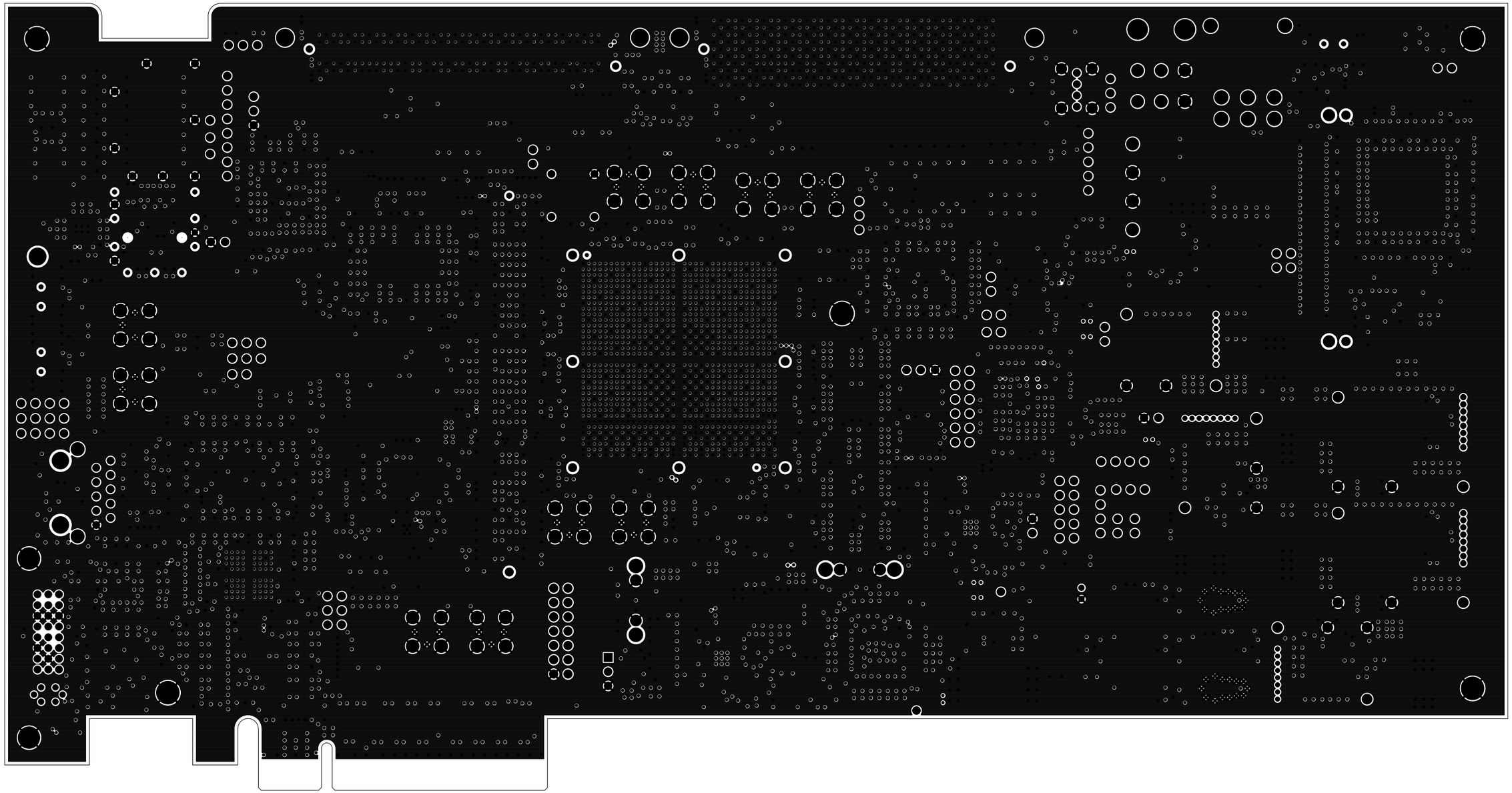

DESIGNED BY:
WHIZZ SYSTEMS INC.
3140 ALFRED STREET,
SANTA CLARA, CA 95054
www.whizzsystems.com
TEL:408-980-0400 FAX:408-980-1555

This document contains information which is the proprietary property of XILINX Inc. This document may not be disclosed to third parties without the prior written consent of XILINX Inc.

Layer: 15_GND7		Sheet: 15 of: 24	
Layout Engineer: FAROOQ BHATTI		Company Name: XILINX INC.	
Design Engineer: RICK LEBLANC		Project Name: ML605	
Whizz Job Number: 4197	Date: 09.19.2009	Project Number: 1280479	REV. 02
LATEST NETLIST REV OR DATE: 09.18.2009		LATEST MECHANICAL REV OR DATE: respin of 4165	



This document contains information which is the proprietary property of XILINX Inc. This document may not be disclosed to third parties without the prior written consent of XILINX Inc.

DESIGNED BY:
WHIZZ SYSTEMS INC.
3140 ALFRED STREET,
SANTA CLARA, CA 95054
www.whizzsystems.com
TEL:408-980-0400 FAX:408-980-1555

Layer: 16_BOTTOM		Sheet: 16 of: 24	
Layout Engineer: FAROOQ BHATTI		Company Name: XILINX INC.	
Design Engineer: RICK LEBLANC		Project Name: ML605	
Whizz Job Number: 4197	Date: 09.19.2009	Project Number: 1280479	REV. 02
LATEST NETLIST REV OR DATE: 09.18.2009		LATEST MECHANICAL REV OR DATE: respin of 4165	

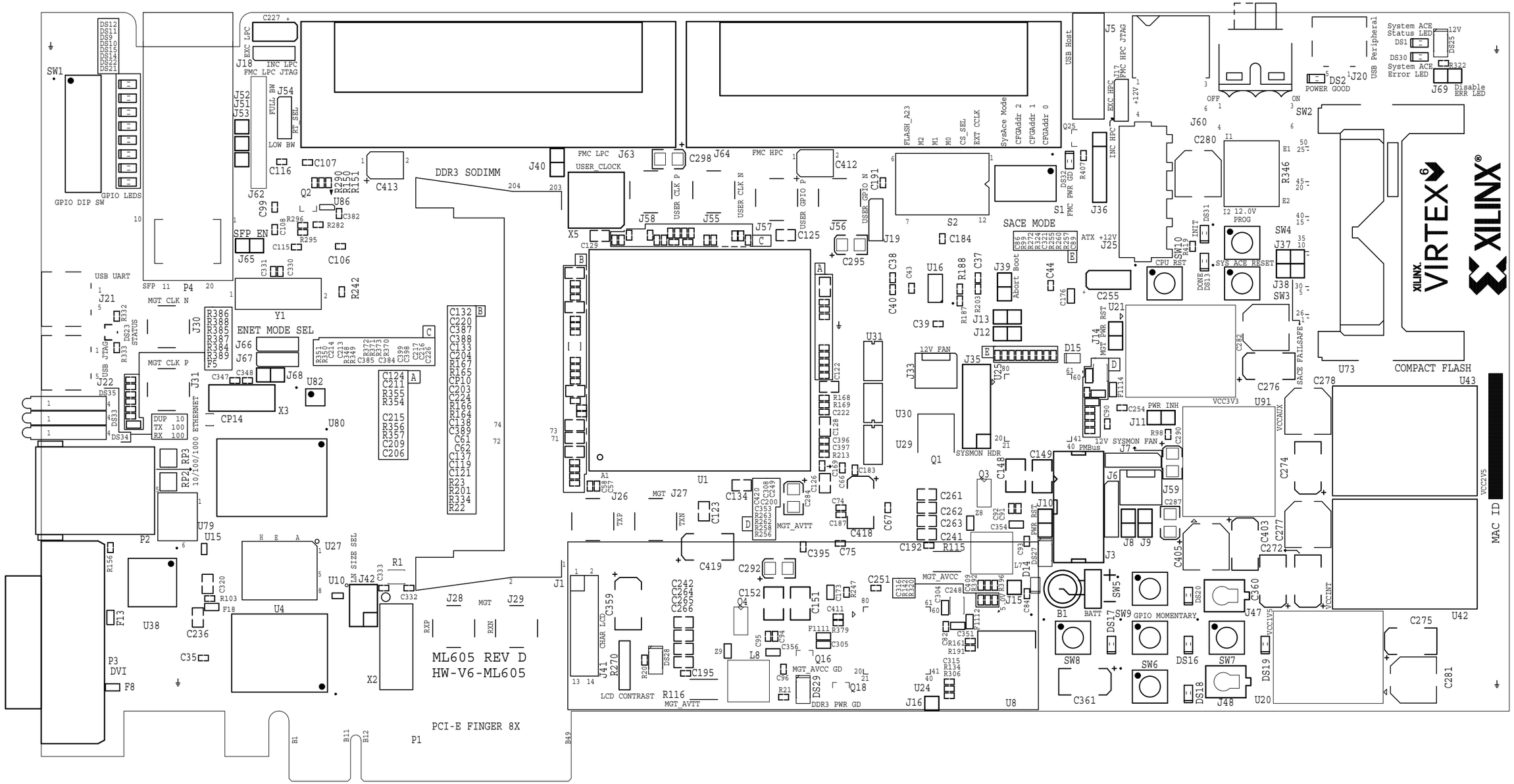

This document contains information which is the proprietary property of XILINX Inc. This document may not be disclosed to third parties without the prior written consent of XILINX Inc.

DESIGNED BY:
WHIZZ SYSTEMS INC.
3140 ALFRED STREET,
SANTA CLARA, CA 95054
www.whizzsystems.com
TEL:408-980-0400 FAX:408-980-1555

Layer: 17_SILK_TOP		Sheet: 17 of: 24	
Layout Engineer: FAROOQ BHATTI		Company Name: XILINX INC.	
Design Engineer: RICK LEBLANC		Project Name: ML605	
Whizz Job Number: 4197	Date: 09.19.2009	Project Number: 1280479	REV. 02
LATEST NETLIST REV OR DATE: 09.18.2009		LATEST MECHANICAL REV OR DATE: respin of 4165	

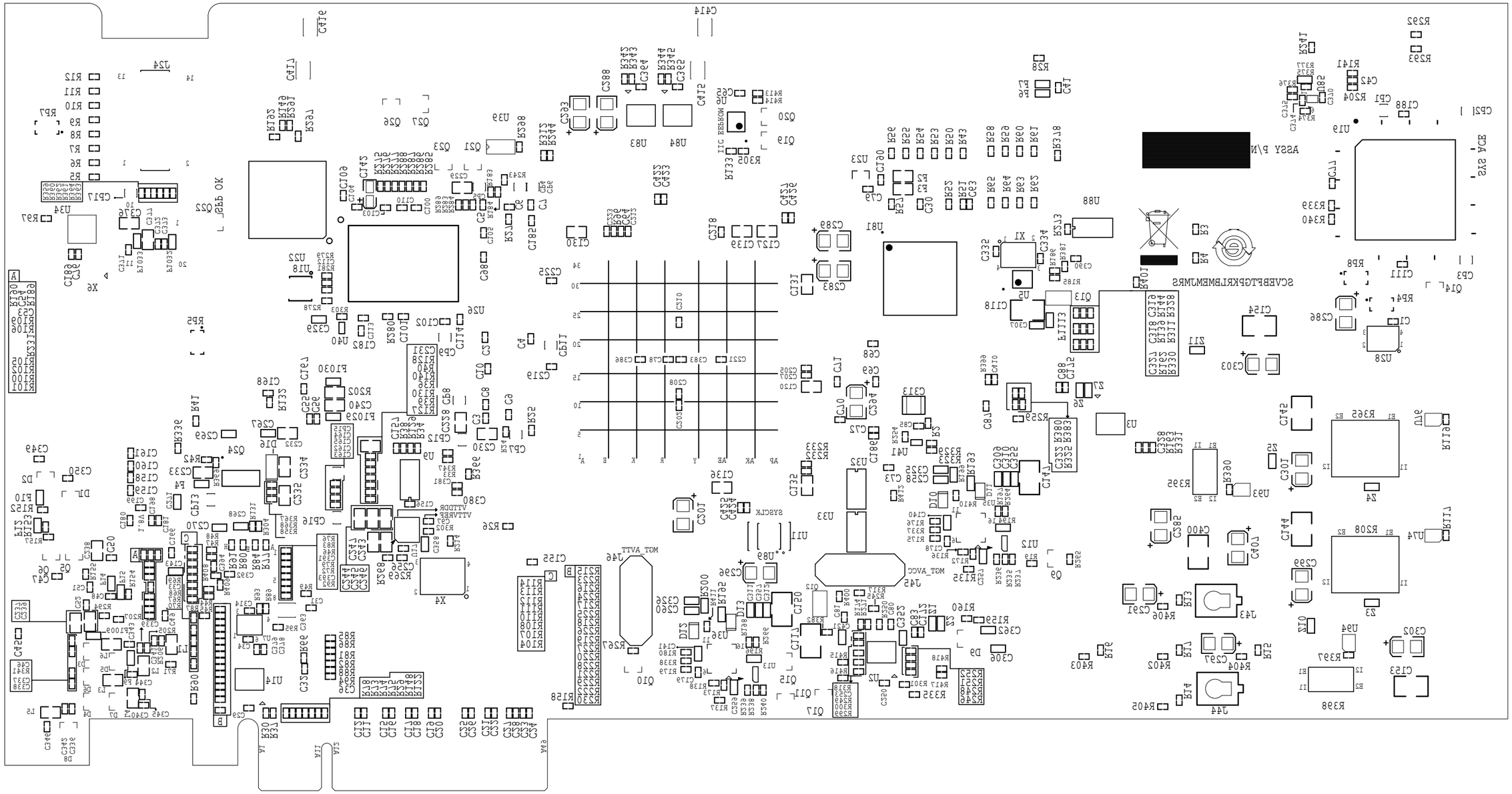

This document contains information which is the proprietary property of XILINX Inc. This document may not be disclosed to third parties without the prior written consent of XILINX Inc.

WHiZZ SYSTEMS

DESIGNED BY:
WHIZZ SYSTEMS INC.
3140 ALFRED STREET,
SANTA CLARA, CA 95054
www.whizzsystems.com
TEL:408-980-0400 FAX:408-980-1555

Layer: 18_SILK_BOT		Sheet: 18 of: 24	
Layout Engineer: FAROOQ BHATTI		Company Name: XILINX INC.	
Design Engineer: RICK LEBLANC		Project Name: ML605	
Whizz Job Number: 4197	Date: 09.19.2009	Project Number: 1280479	REV. 02
LATEST NETLIST REV OR DATE: 09.18.2009		LATEST MECHANICAL REV OR DATE: respin of 4165	

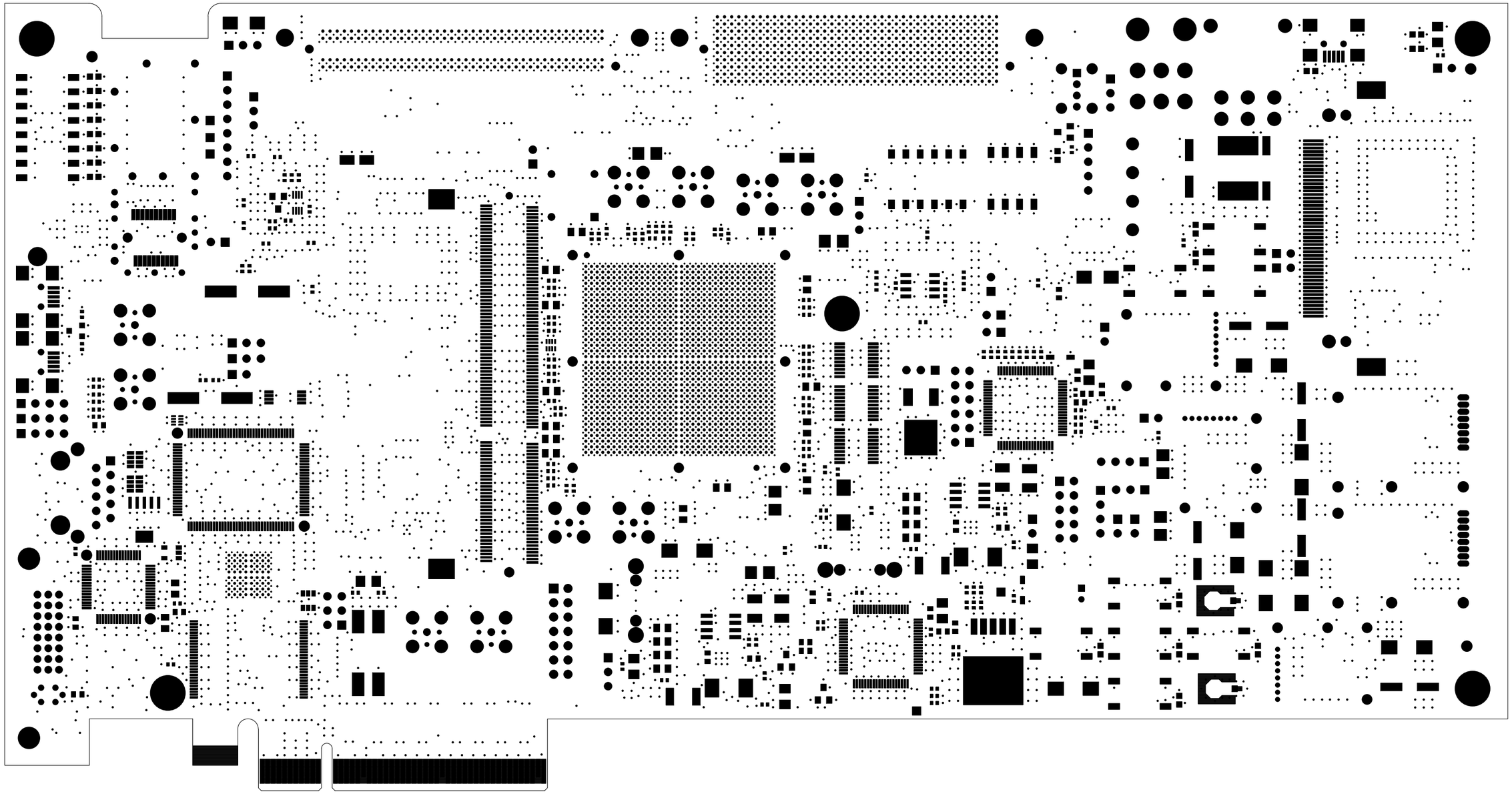

This document contains information which is the proprietary property of XILINX Inc. This document may not be disclosed to third parties without the prior written consent of XILINX Inc.

DESIGNED BY:
WHIZZ SYSTEMS INC.
3140 ALFRED STREET,
SANTA CLARA, CA 95054
www.whizzsystems.com
TEL:408-980-0400 FAX:408-980-1555

Layer: 19_SMASK_TOP		Sheet: 19 of: 24	
Layout Engineer: FAROOQ BHATTI		Company Name: XILINX INC.	
Design Engineer: RICK LEBLANC		Project Name: ML605	
Whizz Job Number: 4197	Date: 09.19.2009	Project Number: 1280479	REV. 02
LATEST NETLIST REV OR DATE: 09.18.2009		LATEST MECHANICAL REV OR DATE: respin of 4165	



This document contains information which is the proprietary property of XILINX Inc. This document may not be disclosed to third parties without the prior written consent of XILINX Inc.

DESIGNED BY:
WHIZZ SYSTEMS INC.
3140 ALFRED STREET,
SANTA CLARA, CA 95054
www.whizzsystems.com
TEL:408-980-0400 FAX:408-980-1555

Layer: 20_SMASK_BOT		Sheet: 20 of: 24	
Layout Engineer: FAROOQ BHATTI		Company Name: XILINX INC.	
Design Engineer: RICK LEBLANC		Project Name: ML605	
Whizz Job Number: 4197	Date: 09.19.2009	Project Number: 1280479	REV. 02
LATEST NETLIST REV OR DATE: 09.18.2009		LATEST MECHANICAL REV OR DATE: respin of 4165	



This document contains information which is the proprietary property of XILINX Inc. This document may not be disclosed to third parties without the prior written consent of XILINX Inc.

DESIGNED BY:
WHIZZ SYSTEMS INC.
3140 ALFRED STREET,
SANTA CLARA, CA 95054
www.whizzsystems.com
TEL:408-980-0400 FAX:408-980-1555

Layer: 21_PMASK_TOP		Sheet: 21 of: 24	
Layout Engineer: FAROOQ BHATTI		Company Name: XILINX INC.	
Design Engineer: RICK LEBLANC		Project Name: ML605	
Whizz Job Number: 4197	Date: 09.19.2009	Project Number: 1280479	REV. 02
LATEST NETLIST REV OR DATE: 09.18.2009		LATEST MECHANICAL REV OR DATE: respin of 4165	



This document contains information which is the proprietary property of XILINX Inc. This document may not be disclosed to third parties without the prior written consent of XILINX Inc.

DESIGNED BY:
WHIZZ SYSTEMS INC.
3140 ALFRED STREET,
SANTA CLARA, CA 95054
www.whizzsystems.com
TEL:408-980-0400 FAX:408-980-1555

Layer: 22_PMASK_BOT		Sheet: 22 of: 24	
Layout Engineer: FAROOQ BHATTI		Company Name: XILINX INC.	
Design Engineer: RICK LEBLANC		Project Name: ML605	
Whizz Job Number: 4197	Date: 09.19.2009	Project Number: 1280479	REV. 02
LATEST NETLIST REV OR DATE: 09.18.2009		LATEST MECHANICAL REV OR DATE: respin of 4165	

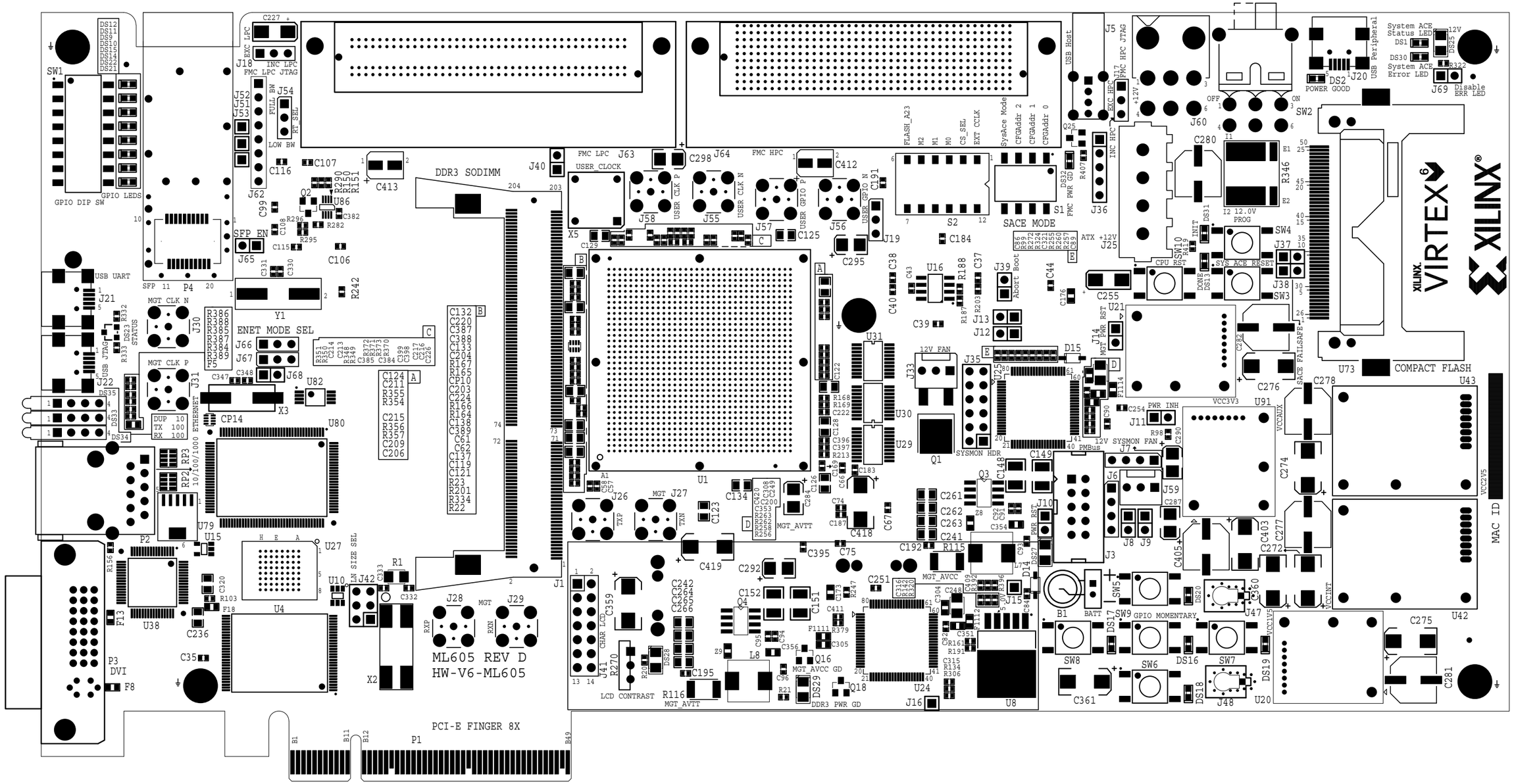

This document contains information which is the proprietary property of XILINX Inc. This document may not be disclosed to third parties without the prior written consent of XILINX Inc.

WHiZZ SYSTEMS

DESIGNED BY:
WHIZZ SYSTEMS INC.
3140 ALFRED STREET,
SANTA CLARA, CA 95054
www.whizzsystems.com
TEL:408-980-0400 FAX:408-980-1555

Layer: 23_ASSY_TOP		Sheet: 23 of: 24	
Layout Engineer: FAROOQ BHATTI		Company Name: XILINX INC.	
Design Engineer: RICK LEBLANC		Project Name: ML605	
Whizz Job Number: 4197	Date: 09.19.2009	Project Number: 1280479	REV. 02
LATEST NETLIST REV OR DATE: 09.18.2009		LATEST MECHANICAL REV OR DATE: respin of 4165	

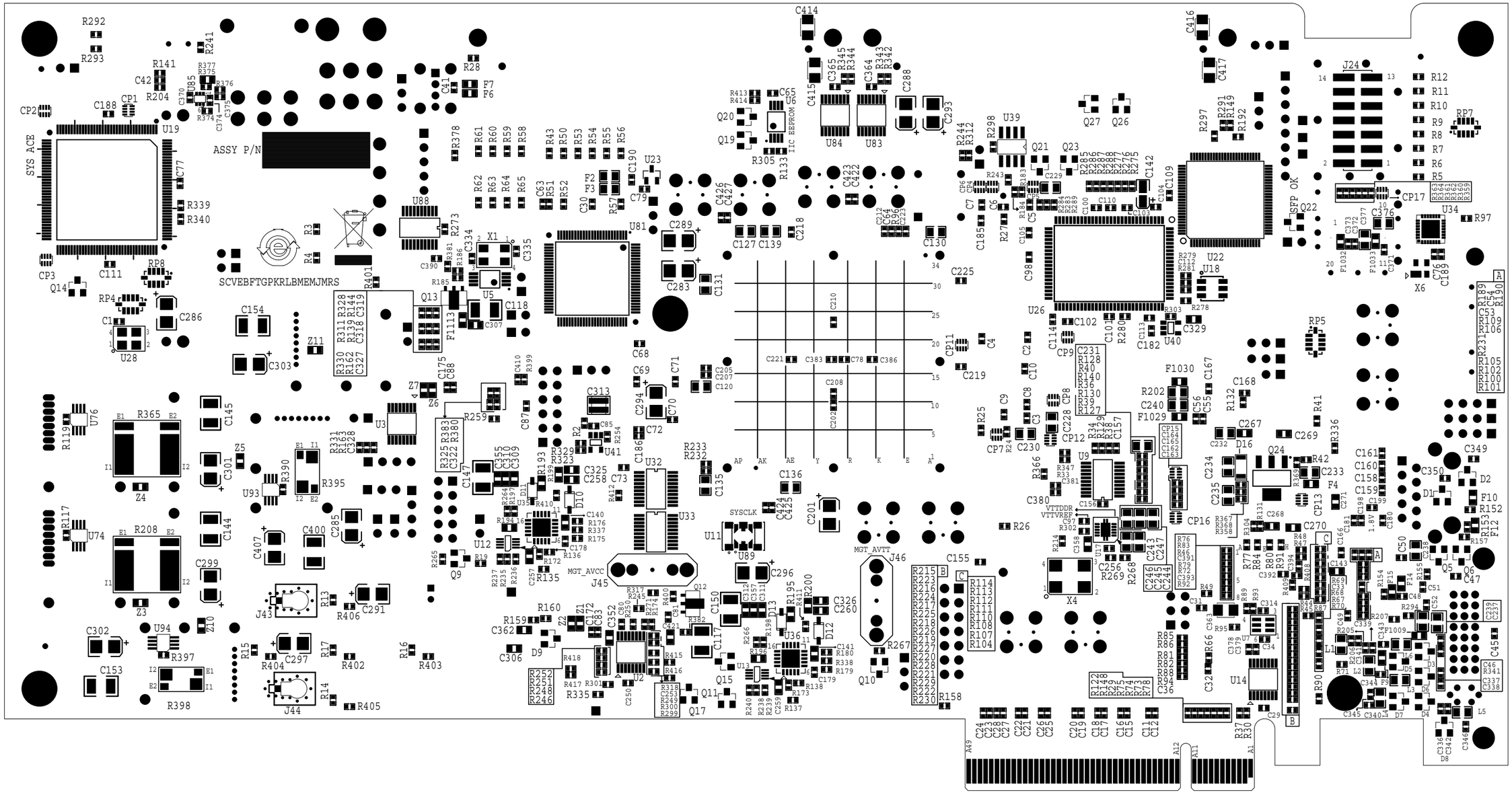

This document contains information which is the proprietary property of XILINX Inc. This document may not be disclosed to third parties without the prior written consent of XILINX Inc.

WHiZZ SYSTEMS

DESIGNED BY:
WHIZZ SYSTEMS INC.
3140 ALFRED STREET,
SANTA CLARA, CA 95054
www.whizzsystems.com
TEL:408-980-0400 FAX:408-980-1555

Layer: 24_ASSY_BOT		Sheet: 24 of: 24	
Layout Engineer: FAROOQ BHATTI		Company Name: XILINX INC.	
Design Engineer: RICK LEBLANC		Project Name: ML605	
Whizz Job Number: 4197	Date: 09.19.2009	Project Number: 1280479	REV. 02
LATEST NETLIST REV OR DATE: 09.18.2009		LATEST MECHANICAL REV OR DATE: respin of 4165	

REVISIONS				
ZONE	REV	DESCRIPTION	DATE	APPROVED
	02	INITIAL RELEASE	09/19/09	RL

NOTES: (UNLESS OTHERWISE SPECIFIED)

1. ASSEMBLE TO MEET INSPECTION CRITERIA OF IPC-A-610, CLASS 2, CURRENT REVISION.
2. BAG AND TAG (OR MARK CONTAINER) WITH PART NUMBER.
3. REFERENCE SCHEMATIC (OR AVL) FOR BILL OF MATERIALS.
4. ASSEMBLY SHOULD BE "ROHS" AND "LEAD FREE" COMPLIANT.
5. P4 IS PRESSFIT CONNECTOR.

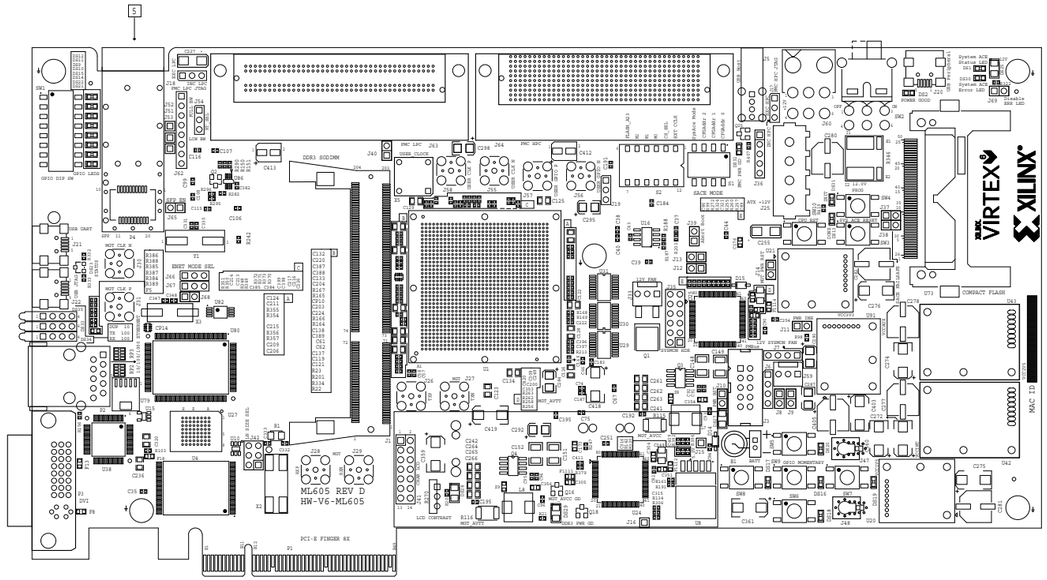

VIEWED FROM TOP SIDE

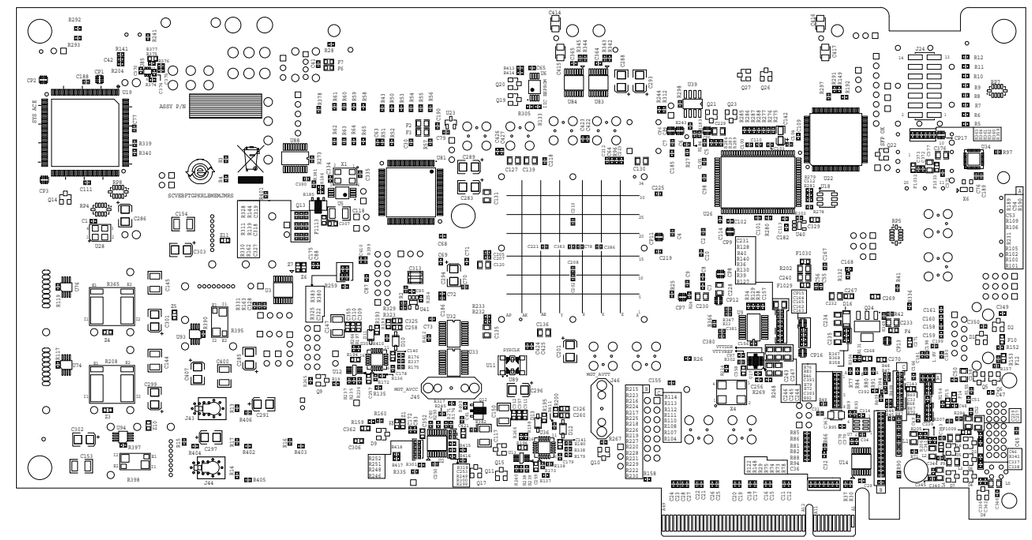

VIEWED FROM BOTTOM SIDE

UNLESS OTHERWISE SPECIFIED:
ALL DIMENSIONS ARE IN INCHES
TOLERANCES ON:

LINEAR DIMENSIONS		ANGLES	
.XXX	= ± .010	XX.XX	= ± 0.30°
.XX	= ± .030	XX.X	= ± 1.0°
.X	= ± .100	XX	= ± 5.0°

DRAWING SYMBOLS & TOLERANCE PER ANSIY14.5M-1994

WHIZZ SYSTEMS INC.
3140 ALFRED STREET
SANTA CLARA, CA 95054
TEL: 408-980-0400

DO NOT SCALE DRAWING

APPROVAL	DATE
DRAWN: Farooq Bhatti	09.19.09
CHECKED: Irfan Maqsood	09.19.09
ENGR: Rick LeBlanc	09.19.09
APPROVAL: Rick LeBlanc	09.19.09
WHIZZ JOB NO. 4197	

CUSTOMER: XILINX, INC

PROJECT NAME: ML605

SIZE: D | ASSY DWG. NO. 4197 | REV. 02

SCALE: 1:1 | SHEET 1 OF 1