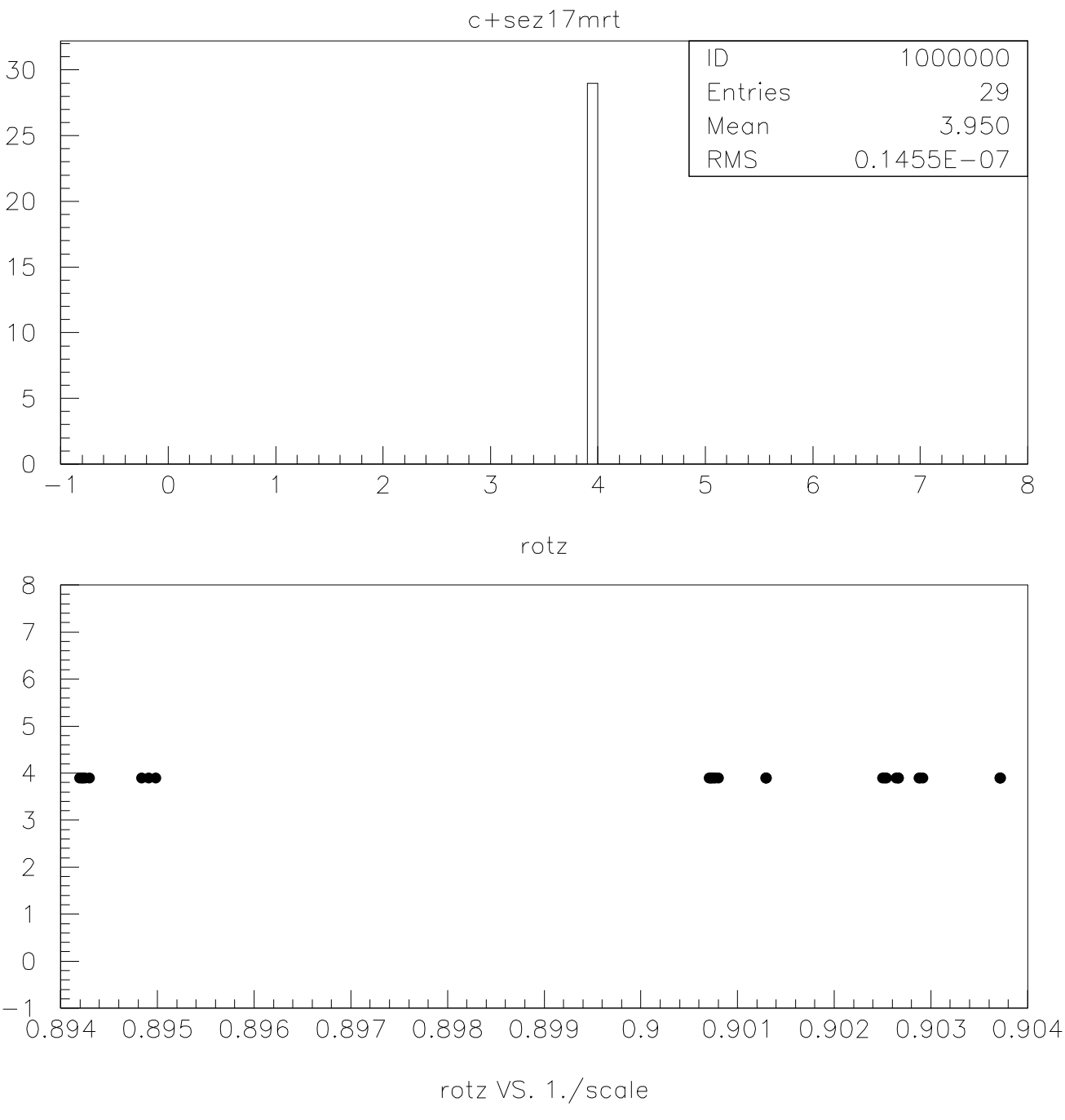
c+sez17mrt
ID 1000000
Entries 29
Mean 3.950
RMS 0.1455E−07
30
25
20
15
10
5
0
−1
0
1
2
3
4
5
6
7
8
rotz
8
7
6
5
4
3
2
1
0
−1
0.894
0.895
0.896
0.897
0.898
0.899
0.9
0.901
0.902
0.903
0.904
rotz VS. 1./scale

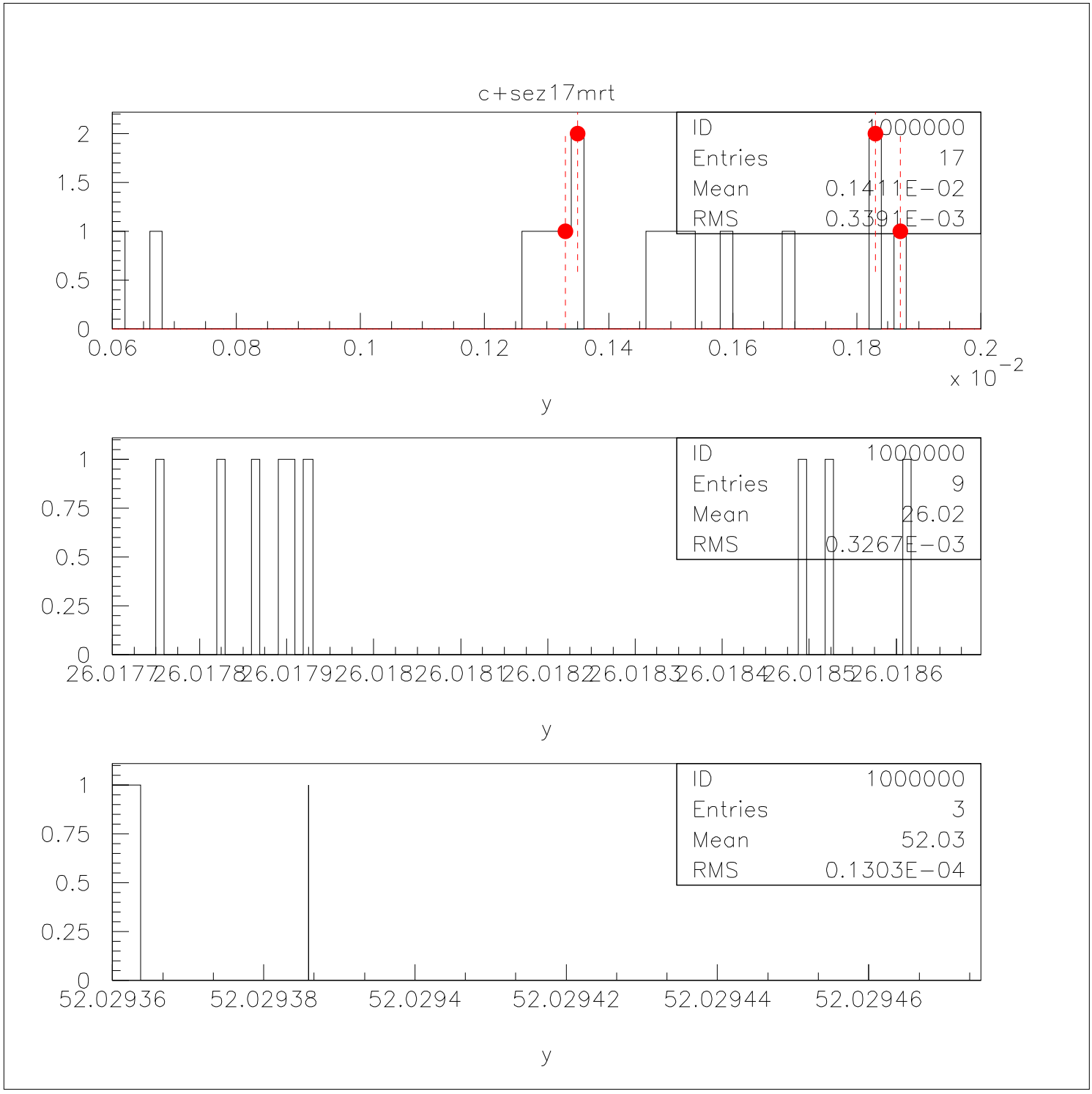
c+sez17mrt
ID 1000000
Entries 17
Mean 0.1411E-02
RMS 0.3391E-03
x 10^-2
y
ID 1000000
Entries 9
Mean 26.02
RMS 0.3267E-03
y
ID 1000000
Entries 3
Mean 52.03
RMS 0.1303E-04
y

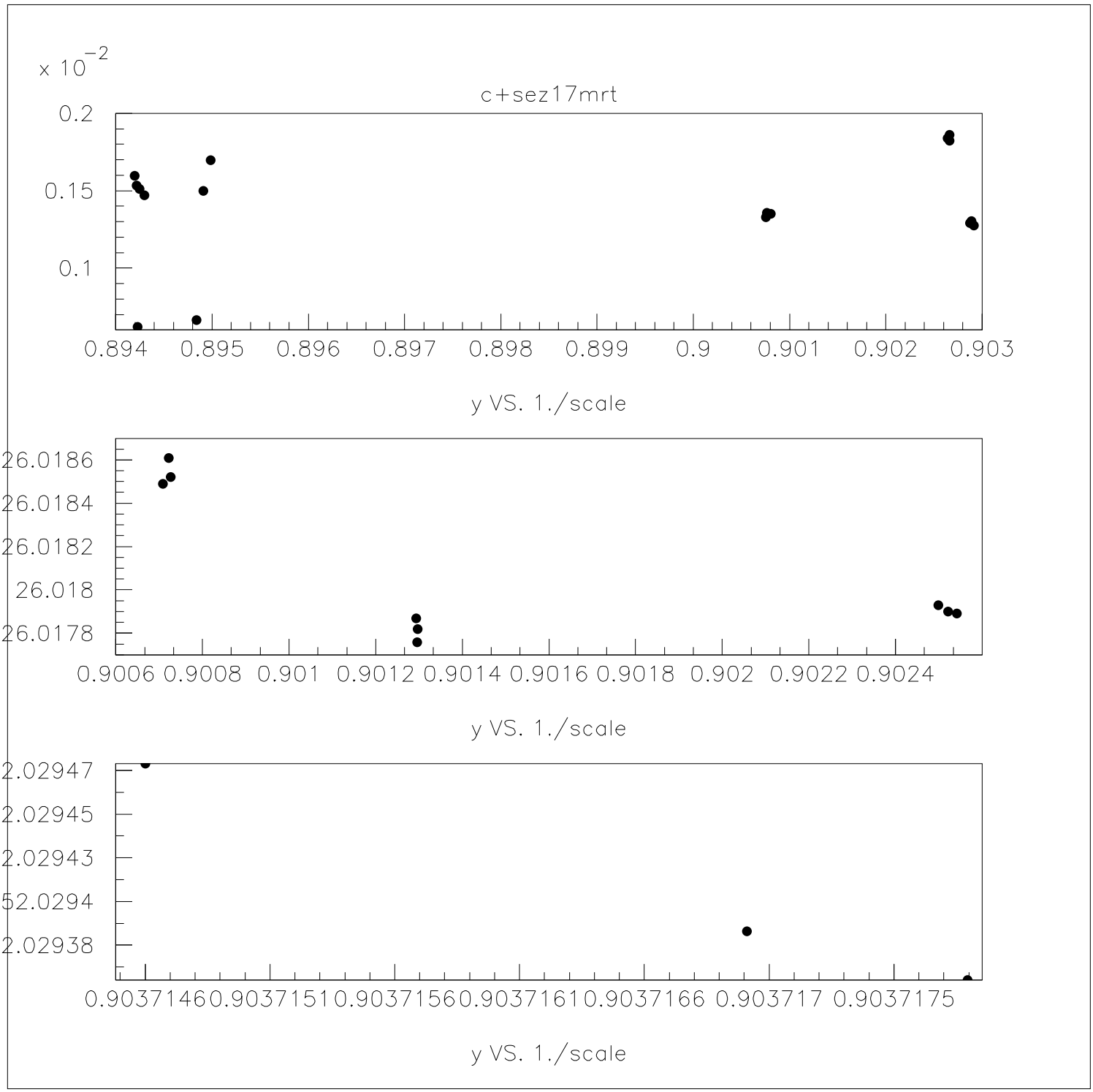
x 10^-2
c+sez17mrt
0.2
0.15
0.1
0.894 0.895 0.896 0.897 0.898 0.899 0.9 0.901 0.902 0.903
y VS. 1./scale
26.0186
26.0184
26.0182
26.018
26.0178
0.9006 0.9008 0.901 0.9012 0.9014 0.9016 0.9018 0.902 0.9022 0.9024
y VS. 1./scale
52.02947
52.02945
52.02943
52.0294
52.02938
0.90371460.90371510.90371560.90371610.9037166 0.903717 0.9037175
y VS. 1./scale

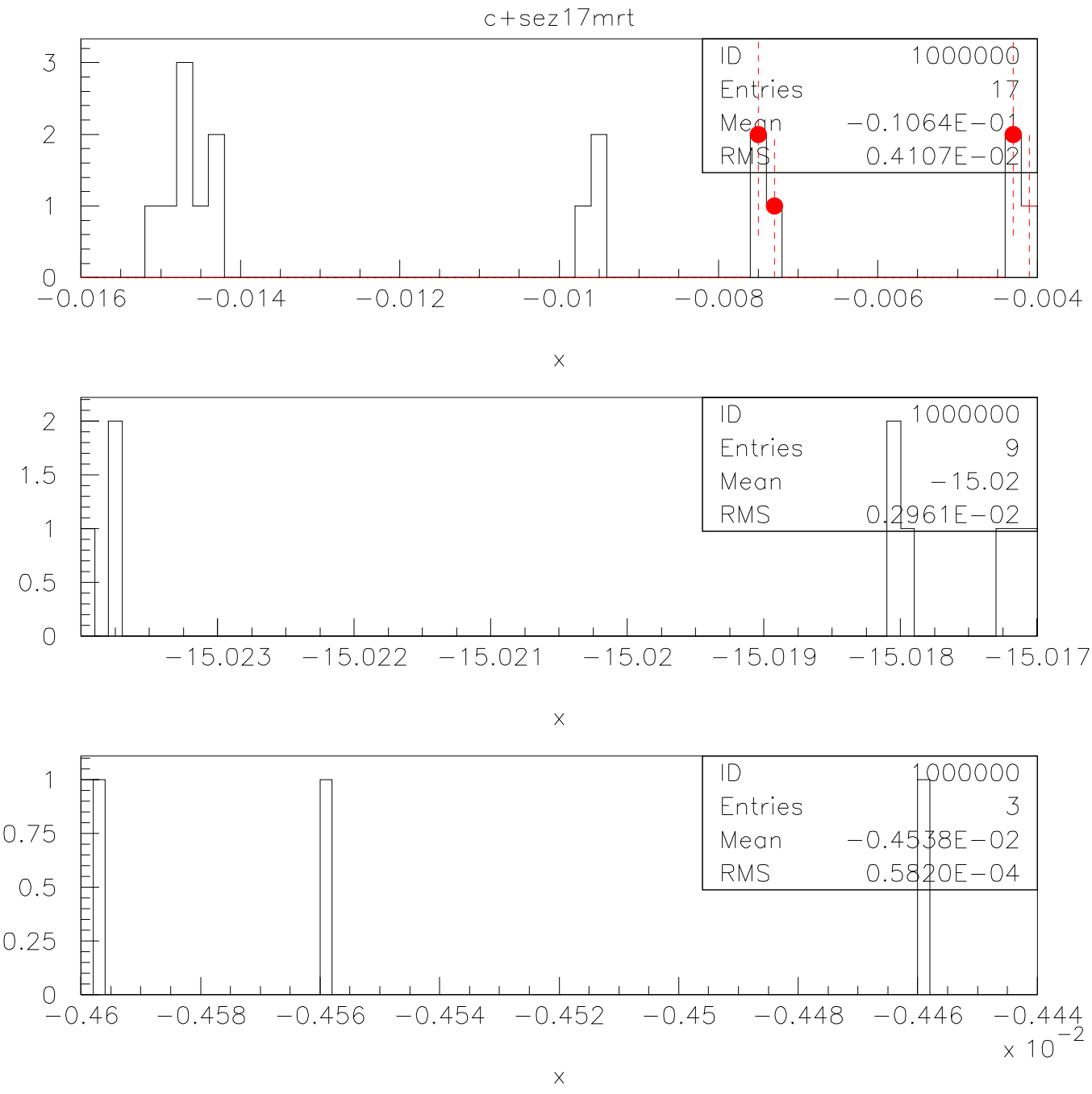
c+sez17mrt
ID 1000000
Entries 17
Mean −0.1064E−01
RMS 0.4107E−02
x
ID 1000000
Entries 9
Mean −15.02
RMS 0.2961E−02
x
ID 1000000
Entries 3
Mean −0.4538E−02
RMS 0.5820E−04
x 10^−2
x

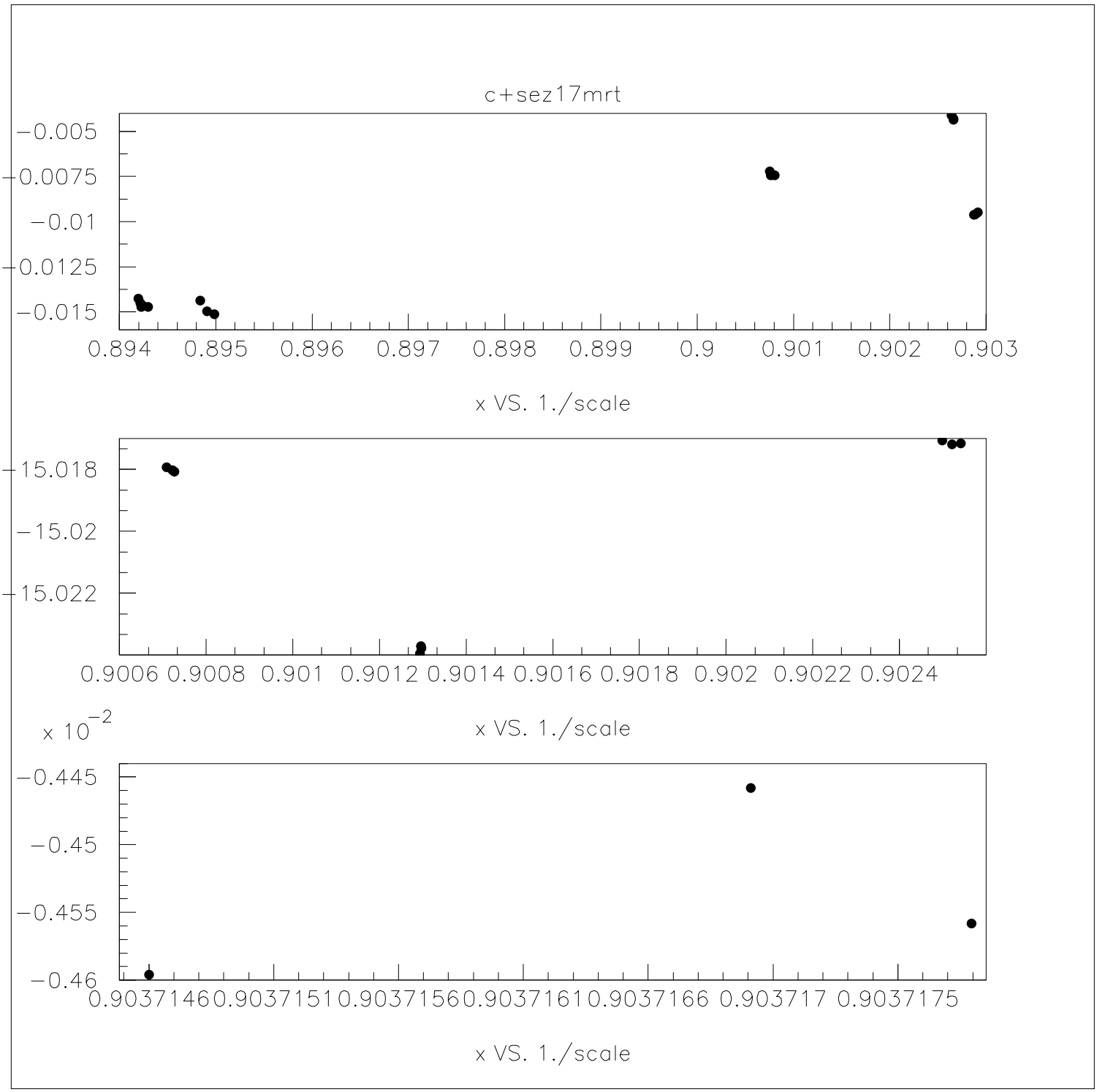
c+sez17mrt
−0.005
−0.0075
−0.01
−0.0125
−0.015
0.894 0.895 0.896 0.897 0.898 0.899 0.9 0.901 0.902 0.903
x VS. 1./scale
−15.018
−15.02
−15.022
0.9006 0.9008 0.901 0.9012 0.9014 0.9016 0.9018 0.902 0.9022 0.9024
x VS. 1./scale
x 10^−2
−0.445
−0.45
−0.455
−0.46
0.90371460.90371510.90371560.90371610.9037166 0.903717 0.9037175
x VS. 1./scale