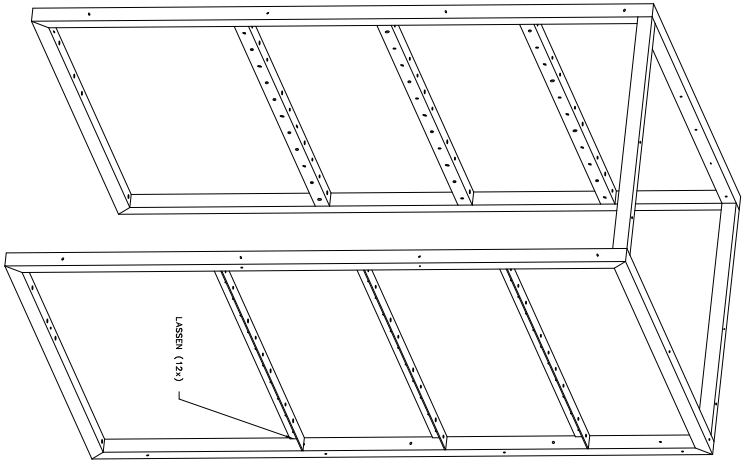
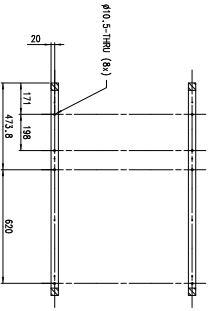


FRONT



LÄSSER (12x)

SECTION C-C



Ø10,5-TIRER (6x)

20

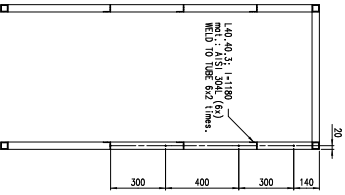
171

1.188

473.8

650

SECTION B-B



LÄSSER (12x) 1.188 (6x)

WELD TO TUBE 6x2 TIRAS.

20

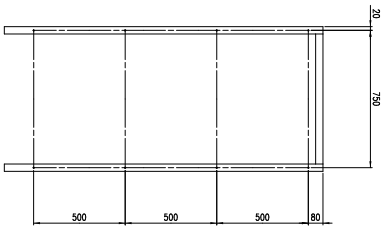
300

400

300

140

FRONT VIEW



790

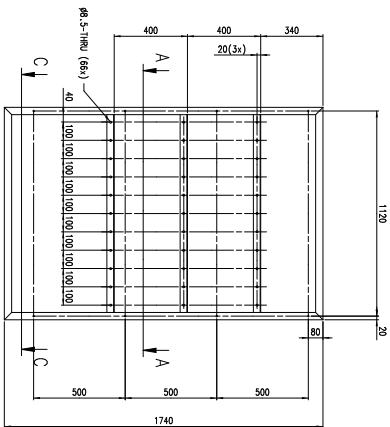
20

500

500

500

80



1120

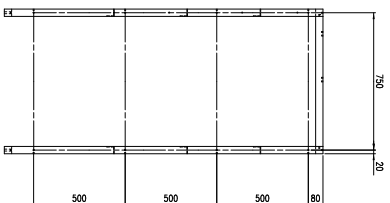
20

500

500

500

80



790

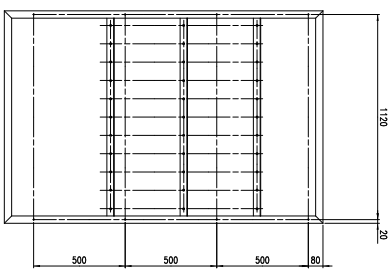
20

500

500

500

80



1120

20

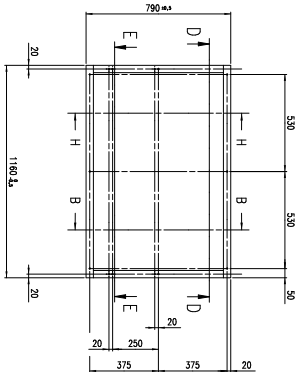
500

500

500

80

SECTION D-D



790

20

500

20

1180

20

20

20

20

20

20

20

20

20

20

20

20

20

20

20

20

20

20

20

20

20

20

20

20

20

20

20

20

20

20

20

20

20

20

20

20

20

20

20

20

20

20

20

20

20

20

80 REF

200

80 REF

200

80 REF

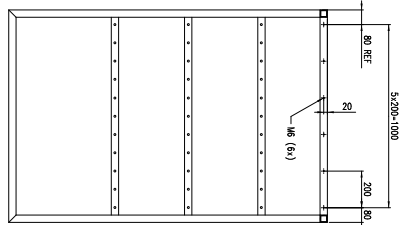
200

80 REF

200

80 REF

SECTION E-E



80 REF

200

80 REF

200

80 REF

200

80 REF

200

80 REF

NOTE: ALL HOLES M6 UNLESS OTHERWISE STATED.

ST	NO. / DATE	TITLE	MATERIAL	BY	DATE
1	100 / 2024	FRONT VIEW	STAINLESS STEEL	J. L.	2024-10-20
2	100 / 2024	BACK VIEW	STAINLESS STEEL	J. L.	2024-10-20
3	100 / 2024	SECTION A-A	STAINLESS STEEL	J. L.	2024-10-20
4	100 / 2024	SECTION B-B	STAINLESS STEEL	J. L.	2024-10-20
5	100 / 2024	SECTION C-C	STAINLESS STEEL	J. L.	2024-10-20
6	100 / 2024	SECTION D-D	STAINLESS STEEL	J. L.	2024-10-20
7	100 / 2024	SECTION E-E	STAINLESS STEEL	J. L.	2024-10-20

PROJECT	CLIENT	DATE	SCALE
FRONT VIEW	100	2024-10-20	1:1
BACK VIEW	100	2024-10-20	1:1
SECTION A-A	100	2024-10-20	1:1
SECTION B-B	100	2024-10-20	1:1
SECTION C-C	100	2024-10-20	1:1
SECTION D-D	100	2024-10-20	1:1
SECTION E-E	100	2024-10-20	1:1

DESIGNER	CHECKER	DATE	SCALE
J. L.	J. L.	2024-10-20	1:1
J. L.	J. L.	2024-10-20	1:1
J. L.	J. L.	2024-10-20	1:1
J. L.	J. L.	2024-10-20	1:1
J. L.	J. L.	2024-10-20	1:1
J. L.	J. L.	2024-10-20	1:1
J. L.	J. L.	2024-10-20	1:1

PROJECT	CLIENT	DATE	SCALE
FRONT VIEW	100	2024-10-20	1:1
BACK VIEW	100	2024-10-20	1:1
SECTION A-A	100	2024-10-20	1:1
SECTION B-B	100	2024-10-20	1:1
SECTION C-C	100	2024-10-20	1:1
SECTION D-D	100	2024-10-20	1:1
SECTION E-E	100	2024-10-20	1:1