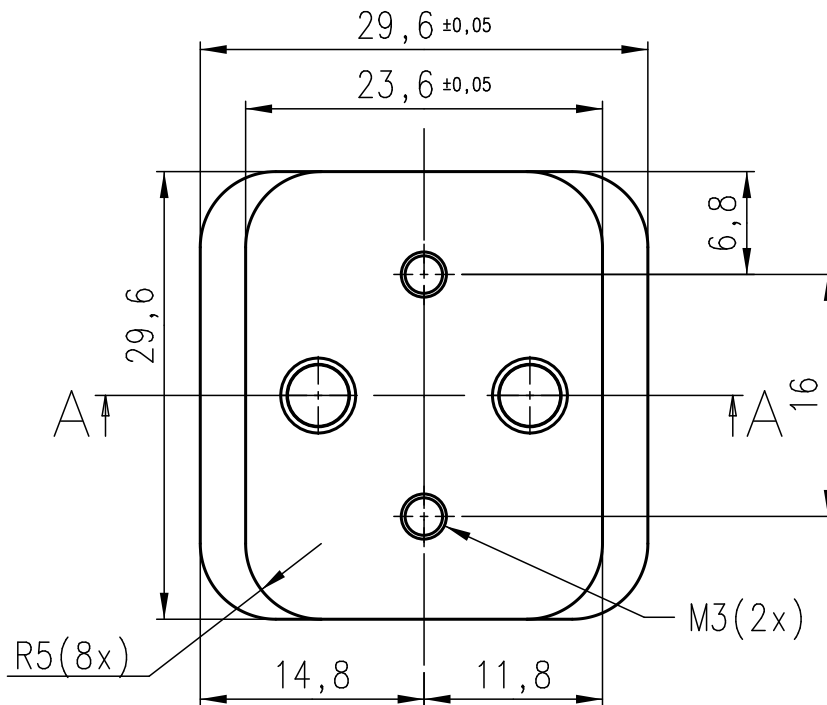
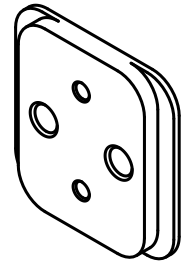
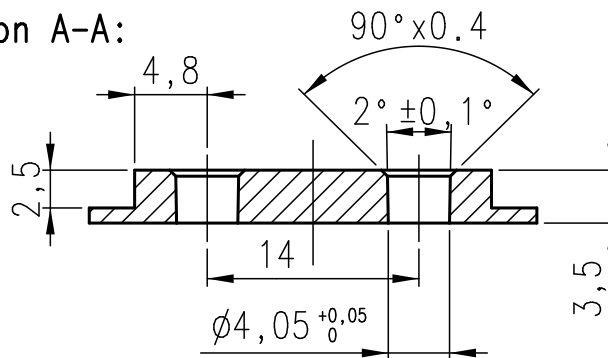


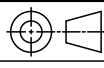

Note 1: Welding of the copper braids in the conical holes $\varnothing 4.05$ may require an unfinished part with larger dimensions. If so, the final part will get its dimensions as drawn after welding.

Note 2: Break sharp edges.



Section A-A:



			Copper		
PART NO.	NUMBER	TITLE	MATERIAL	SIZE/NOTE	I.D. NO./NORM
Project: TTCS - Tracker Thermal Control System					
Title: ASTS Thermal IF Plate					
Scale: 2:1		Drawn: B.Verlaat		 Dim. in mm	General tolerances unless otherwise stated according to ISO-2768-fH-E Geometrical tolerances unless otherwise stated according to ISO-8015-E Roughness unless otherwise stated according to ISO 1302
Date: 27-5-04					
			NATIONAL INSTITUTE FOR NUCLEAR PHYSICS, AND HIGH ENERGY PHYSICS P.O. 41882, 1009 DB Amsterdam, The Netherlands Visitors: Kruislaan 409, 1098 SJ, Amsterdam tel: +31-(0)20-5922095 fax: +31-(0)20-5925155		Size: A4 Identification No.: ASM3105
			Sheet No: 1		

